

OIL AND NATURAL GAS




Society of Petroleum Engineers

Discover the story of petroleum, and the many ways it shapes the world we live in



3rd EDITION



Internal combustion engine



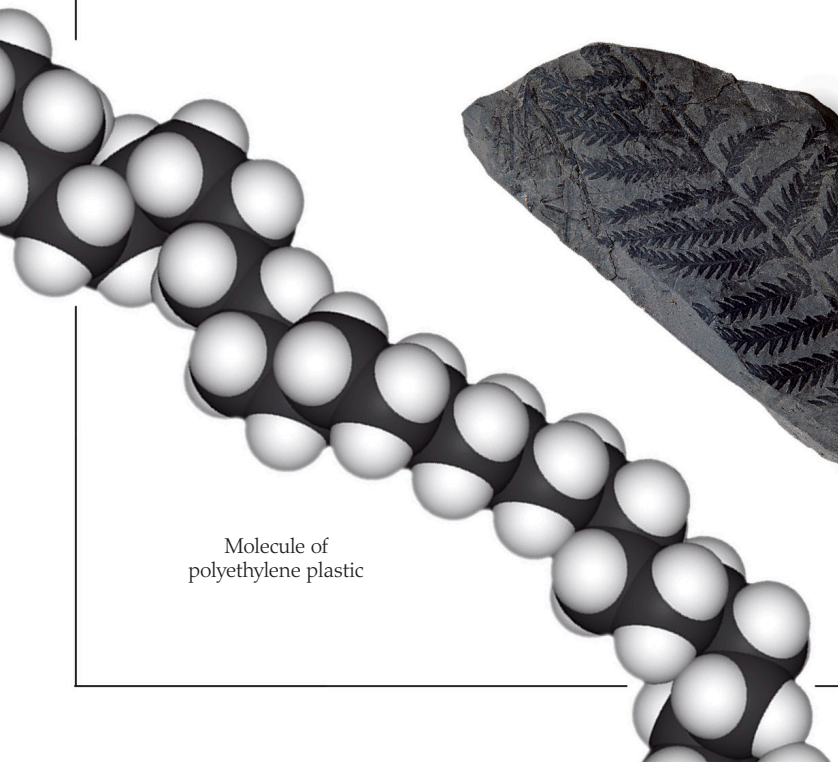
Roman oil lamp



Detergent containing petrochemicals



Diesel-engine freight truck



Molecule of polyethylene plastic



Fern fossil in coal



Basket of recyclable packaging




OIL AND NATURAL GAS



Drill bit from oil rig



Camping stove burning butane derived from natural gas



Offshore oil rig

Presented by the Society of Petroleum Engineers





Penguin
Random
House

DK

Managing editor Camilla Hallinan
Managing art editor Martin Wilson
Publishing manager Sunita Gahir
Category publisher Andrew Macintyre
DK picture library Myriam Megharbi
Pre-production Gillian Reid
Production Nancy-Jane Maun
Jacket designer Andy Smith
Custom publishing manager Michelle Baxter

Consultant Mike Graul

Revised edition Produced by Dynamo Limited

For Cooling Brown Ltd.:
Creative director Arthur Brown
Project editor Steve Setford
Art editor Tish Jones
Picture researcher Louise Thomas

This edition published in 2019
First published in the United States in 2007
by DK Publishing, 1450 Broadway, Suite 801,
New York, NY 10018

ISBN 978-1-4654-9466-5

Copyright © 2014, 2016, 2019 Dorling Kindersley Limited
A Penguin Random House Company

10 9 8 7 6 5 4 3 2
001-317732-Sept/19

All rights reserved under International
and Pan-American Copyright Conventions.
No part of this publication may be reproduced, stored
in a retrieval system, or transmitted in any form or by
any means, electronic, mechanical, photocopying,
recording, or otherwise, without the prior written
permission of the copyright owner.

Printed and bound in Canada

A WORLD OF IDEAS:
SEE ALL THERE IS TO KNOW
www.dk.com




Kerosene lamp



Magazines printed
with oil-based inks



Bakelite
telephone



Plastic
ducks



Oil floating
on water

Contents

6	King oil	8	Ancient oil	10	Oil for light	12	Dawn of the oil age	14	The oil bonanza	16	What is oil?	18	Where oil comes from	20	Natural gas	22	Unconventional natural gas	24	Oil traps	26	Solid oil	28	How oil is found	30	Advanced technology	32	Getting the oil out	34	Deep sea drilling	36	Deepwater technology	38	Piped oil	40	Oil on the ocean	42	Refining oil	44	Energy and transportation	46	Materials from oil	48	Plastics and polymers	50	Global oil	52	The impact of oil	54	Oil and the environment	56	Demand and consumption	58	Saving oil	60	Oil substitutes	62	Fuel for electricity	64	World of job opportunities	66	Serving society	68	Timeline	71	Find out more	72	Acknowledgments
---	----------	---	-------------	----	---------------	----	---------------------	----	-----------------	----	--------------	----	----------------------	----	-------------	----	----------------------------	----	-----------	----	-----------	----	------------------	----	---------------------	----	---------------------	----	-------------------	----	----------------------	----	-----------	----	------------------	----	--------------	----	---------------------------	----	--------------------	----	-----------------------	----	------------	----	-------------------	----	-------------------------	----	------------------------	----	------------	----	-----------------	----	----------------------	----	----------------------------	----	-----------------	----	----------	----	---------------	----	-----------------

Seismic survey truck



King oil

OUR WORLD IS RULED BY OIL. People have used oil for thousands of years, but in the last century we have begun to consume it in vast quantities. Daily oil consumption in America, for example, rose from a few tens of thousands of barrels in 1900 to nearly 20 million barrels in 2017—more than 840 million gallons (3.2 billion liters) per day. Oil is our most reliable energy source, providing fuel to keep transportation going, and natural gas is used to generate the electricity on which our modern lifestyles rely. Oil and natural gas are the raw materials from which many key substances, including most plastics, are made.

LIQUID ENERGY

Unprocessed liquid oil—called crude oil—is a very concentrated form of energy. In fact, there is enough energy in one barrel (42 gallons/159 liters) of crude oil to boil about 700 gallons (2,700 liters) of water.

OIL AND GAS IN THE INFORMATION AGE

A sleek, slimline laptop computer looks a million miles away from crude oil, and yet without oil it could not exist. Oil not only provides the basic raw material for the polycarbonate plastic from which a computer's case is typically made, but it also provides the energy to make most of its internal parts. Natural gas may even have generated the electricity used to charge the computer's batteries.

Tough polycarbonate case protects delicate electronics inside

Large tankers carry 4,000–8,000 gallons (15,000–30,000 liters) or more of oil

FREEDOM TO TRAVEL

Gasoline produced from crude oil powers the cars that enable us to travel around with an ease and speed undreamed of in earlier times. Many commuters drive to work over distances that once took days to cover on horseback. But with over 1.2 billion motor vehicles on the world's roads, and the figure rising daily, the amount of oil burned to achieve this mobility is truly staggering—about 2 billion barrels each month.



SUPERMARKET SECRETS

People in the world's developed countries eat a wider variety of food than ever before—thanks largely to oil. Oil fuels the planes, ships, and trucks that bring food to local stores from all around the world. It also fuels the cars in which we drive to the supermarket. And it provides the plastic packaging and the energy for the refrigeration that keep the food fresh.



SLICK JUMPING

Oil plays a part even in the simplest and most basic activities. Skateboarding, for example, only really took off with the development of wheels made from an oil-based plastic called polyurethane, which is both tough and smooth. But the oil connection does not end there. Another plastic called expanded polystyrene, or EPS, provides a solid foam for a boarder's helmet. EPS squashes easily to absorb the impact from a fall. A third oil-based plastic, HDPE, is used to make knee and elbow protectors.

Impact-absorbing
EPS helmet

Aluminum
tank



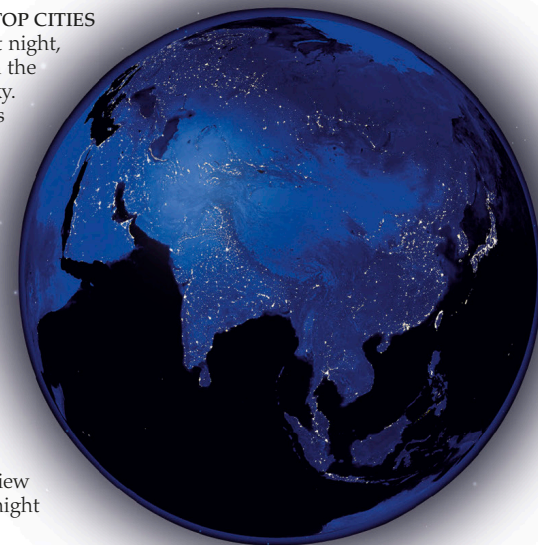
Dense HDPE
knee protector

Smooth, durable
polyurethane
wheels

NONSTOP CITIES

Seen from space at night, the world's cities twinkle in the darkness like stars in the sky. The brightness of our cities is only achieved by consuming a huge amount of energy—and much of this is obtained from oil. All this light makes cities safer and allows essential activities to go on right through the night.

Satellite view
of Asia at night



Wheat

OIL ON THE FARM

Farming in the developed world has been transformed by oil. With oil-powered tractors and harvesters, a farmer can work the land with a minimum of manual labor. And using an oil-powered aircraft, a single person can spray a large field with pesticide or herbicide in minutes. Even pesticides and herbicides, which increase crop yields, may be made from chemicals derived from oil.



OIL ON THE MOVE

To sustain our oil-reliant way of life, huge quantities of oil have to be transported around the world every day—many millions of barrels of it. Some is carried across the sea in supertankers, and some is pumped through long pipelines. But most gasoline stations are supplied by road tankers like this one on the left. Without such tankers to keep vehicles continually supplied with gasoline, countries would grind to a standstill in just a few days. A century ago the farthest most people went for a vacation was a short train ride away. Now millions of people fly huge distances, often traveling halfway around the world for a vacation of just a few weeks or less. But like cars and trucks, aircraft are fueled by oil, and the amount of oil consumed by air travel is rising all the time.



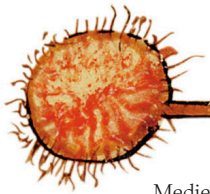
Ancient oil

IN MANY PARTS OF THE MIDDLE EAST, the region's vast underground oil reserves seep to the surface in sticky black pools and lumps. People learned long ago just how useful this black substance, called bitumen (or pitch or tar), could be. Stone Age hunters used it to attach flint arrowheads to their arrows. At least 6,500 years ago, people living in the marshes of what is now Iraq learned to add bitumen to bricks and cement to waterproof their houses against floods. Soon people realized that bitumen could be used for anything from sealing water tanks to gluing broken pots. By Babylonian times, there was a massive trade in this "black gold" throughout the Middle East, and whole cities were literally built with it.

THE FIRST OIL DRILLS



Not all ancient oil was found on the surface.

Over 2,000 years ago in Sichuan, the Chinese began to drill wells. Using bamboo tipped by iron, they were able to get at brine (salty water) underground. They needed the brine to extract salt for health and preserving food. When they drilled very deep, they found not just brine but also oil and natural gas. It is not known whether the Chinese made use of the oil, but the natural gas was burned under big pans of brine to boil off the water and obtain the salt.



Medieval painting of Greek fishing boat

Planks sealed together with bitumen




Bamboo

LEAK STOPPERS

About 6,000 years ago, the Ubaid people of the marshy lands in what is now Iraq realized that the qualities of bitumen made it ideal for use in waterproofing boats. They coated their reed boats with bitumen inside and out to seal them against leaks. The idea was eventually adopted by builders of wooden boats throughout the world. Known as caulking, this method was used to waterproof boats right up until the days of modern metal and fiberglass hulls. Sailors were often called "tars," because their clothes were stained with tar (bitumen) from caulking.

BABYLON BITUMEN

Most of the great buildings in Ancient Babylon relied on bitumen. To King Nebuchadnezzar (reigned 604–562 BCE), it was the most important material in the world—a visible sign of the technological achievements of his kingdom, used for everything from baths to mortar for bricks. Nowhere was it more crucial than in the Hanging Gardens, a spectacular series of roof gardens lush with flowers and trees. Bitumen was probably used as a waterproof lining for the plant beds, and also for the pipes that carried water up to them.



Frieze showing Persian archer, 510 BCE

Bow slung over shoulder

Quiver for carrying arrows

Oily cloth wrapped around arrowhead

FLAMING ARROWS

At first, people were only interested in the thick, sticky form of bitumen that was good for gluing and waterproofing. This was known as *iddu*, after the city of Hit or Id (in modern Iraq) where bitumen was found. A thinner form called *naft* (giving us the modern word naphthalene) burst into flames too readily to be useful. By the 6th century BCE, the Persians had realized that *naft* could be lethal in battle. Persian archers put it on their arrows to fire flaming missiles at their enemies. Much later, in the 6th century CE, the Byzantine navy developed this idea further. They used deadly fire bombs, called "Greek fire," made from bitumen mixed with sulfur and quicklime.



WARM WELCOME

In the Middle Ages, when enemies tried to scale the walls of a castle or fortified town, one famous way for defenders to fend off the attackers was to pour boiling oil down on them. The first known use of boiling oil was by Jews defending the city of Jotapata against the Romans in 67 CE. Later the idea was adopted to defend castles against attack in the Middle Ages. However, the technique was probably not used very often, and used vegetable oil or animal fat, since oil was extremely expensive.

The siege of Carthage



Mummified head

BLACK MUMMIES

The Ancient Egyptians preserved their dead as mummies by soaking them in a brew of chemicals such as salt, beeswax, cedar tree resin, and bitumen. The word "mummy" may come from the Arabic word *mumya*, after the Mumya Mountain in Persia where bitumen was found. Until recently, scholars believed that bitumen was never used for mummification, and that the name came simply from the way mummies turned black when exposed to air. Now, chemical analysis has shown that bitumen was indeed used in Egyptian mummies, but only during the later "Ptolemaic" period (323–30 BCE). It was shipped to Egypt from the Dead Sea, where it could be found floating on the water.

CARTHAGE BURNING

Bitumen is highly flammable, but it is such a strong adhesive and so good at repelling water that it was used extensively on roofs in ancient cities such as Carthage. Sited on the coast of North Africa, in what is now Tunisia, Carthage was so powerful in its heyday that it rivaled Rome. Under the great leader Hannibal, the Carthaginians invaded Italy. Rome recovered and attacked Carthage in 146 BCE. When the Romans set Carthage on fire, the bitumen on the roofs helped to ensure that the flames spread rapidly and completely destroyed the city.



Silver coin from Carthage


Oil for light

FOR MILLIONS OF YEARS, the only light in the long darkness of night (aside from the stars and Moon) came from flickering fires or burning sticks. Then about 70,000 years ago, prehistoric people discovered that oils burn with a bright, steady flame. They made the first oil lamps by hollowing out a stone, filling it with moss or plant fibers soaked in oil, and then setting the moss on fire. Later, they found the lamp would burn longer and brighter if they lit just a fiber “wick” dipped in a dish of oil. The oil could be animal fat, beeswax, or vegetable oil from olives or sesame seeds. Sometimes it was actually petroleum, which prehistoric people found in small pools on the ground. Oil lamps remained the main source of lighting until the invention of the gas lamp in Victorian times.



Pool of vegetable oil

Wick



Glass chimney to improve the air flow and protect the flame from drafts

LIGHT IN EGYPT

A lamp could be made by simply laying a wick over the edge of a stone bowl. When the bowl had to be handcarved from stone, lamps were probably rare. Later, people learned to mass produce bowls from pottery. They soon developed the design by pinching and pulling the edges to make a narrow neck in which the wick could lay. This is a 2,000-year-old clay lamp from Ancient Egypt.



Glass shade to distribute the light evenly

Glass chimney



LADIES OF THE LAMP

By the 1890s, selling kerosene for lamps was a big business, so kerosene makers tried to give their product a glamorous image. The French company Saxoleine commissioned a now-famous series of posters from the artist Jules Chéret (1836–1932). These showed various attractive Parisian women going into raptures over oil lamps filled with Saxoleine fuel, which the company claimed was clean, odorless, and safe.

KEROSENE LAMP

For 70 years after Aimé Argand invented his lamp (see below), most oil lamps burned whale oil. This began to change with the production of a cheaper fuel called kerosene or paraffin, from petroleum around the mid-19th century. By the early 1860s, the majority of oil lamps burned kerosene. Although fairly similar to Argand's design, a kerosene lamp has the fuel reservoir at the bottom, beneath the wick, instead of being in a separate cylinder. The size of the flame is controlled by adjusting how much of the wick extends out of the fuel reservoir.



ARGAND LAMP
 In the 1780s, the Swiss physicist Aimé Argand (1750–1803) made the greatest breakthrough in lighting since the time of the Greeks. He realized that by placing a circular wick in the middle of an oil lamp and covering it with a chimney to improve the air flow, the lamp would burn ten times brighter than a candle and very cleanly. Argand's lamp quickly superseded all other oil lamps. It revolutionized home life, making rooms bright at night for the first time in history.

WHALE HUNT

Whales had been hunted for their meat for 2,000 years, but in the 18th century, people in Europe and North America realized that the plentiful fat of whales, especially sperm whales, also gave a light oil that would burn brightly and cleanly. Demand for whale oil for use in lamps suddenly skyrocketed. New England, the northeastern coast of the US, became the center of a massive whaling industry, which was made famous in Herman Melville's 1851 book *Moby Dick*.



FLAMING TORCHES

In Hollywood films, medieval castles are illuminated at night by flaming torches mounted in wall brackets called sconces. The torches were bundles of sticks dipped in resin or pitch to make them burn brighter. In fact, torches were probably used only for special banquets, like this illustration of the Torch Dance in the *Golf Book* by Simon Bening of Bruges, c. 1500 (the torch bearers are on the far left). For everyday light, people used lamps like those of the Ancient Egyptians, or simple rush lights—burning tapers made from rushes dipped in animal fat.



ROMAN NIGHTS

The Greeks improved lamps by putting a lid on the bowl, with just a small hole for the oil and a spout for the wick. The lid made it harder to spill the oil, and restricted the flow of air, making the oil last much longer. By the time of the Romans, every household had its array of clay and bronze lamps, often elaborately decorated. The lid of this Roman lamp shows a scene of the burning of the city of Carthage and its queen Dido.



Ventilation holes to supply air to the flame

Wick height adjuster

Reservoir for paraffin

Lid to control burning and cut spillage

Spout

Handle

Dawn of the oil age

FOR A THOUSAND YEARS, people in the Middle East had been distilling oil to make kerosene for lamps, using small flasks called alembics. However, the modern oil age began in 1853, when a Polish chemist named Ignacy Lukasiewicz (1822–82) discovered how to do this on an industrial scale. In 1854, he set up the world's first crude oil refinery at Ulaszowice in Poland. Canadian Abraham Gesner (1797–1864) had managed to make kerosene from coal in 1846, but oil yielded it in larger quantities and more cheaply. Kerosene quickly replaced the more expensive whale oil as the main lamp fuel in North America and Europe. The rising demand for kerosene produced a scramble to find new sources of oil—especially in the United States.



THE BLACK CITY

Drilled in 1847, the first mechanically drilled oil well was at Baku on the Caspian Sea, in what is now Azerbaijan. Baku soon boomed with the new demand for oil. Wells were sunk by the hundreds to tap into the vast underground reserves of liquid oil nearby. Known as the Black City, Baku was producing 90 percent of the world's oil by the 1860s. This painting by Herbert Ruland shows Baku in 1960. Baku is still a major oil center.

Oil Springs, Ontario, 1862



OIL BY THE BUCKET

In 1858, James Williams (1818–90) realized that the oily black swamps of Lambton County in Ontario, Canada, might be a source of petroleum for kerosene. He dug a hole and found that oil bubbled up so readily that he could fill bucket after bucket. This was the first oil well in the Americas. The area became known as Oil Springs, and within a few years it was dotted with simple "derricks"—frames for supporting the drilling equipment.



Seneca Oil Company stock certificate



Edwin L. Drake

"THE YANKEE HAS STRUCK OIL!"

New York lawyer George Bissell (1821–84) was sure that liquid oil below ground could be tapped by drilling. He formed Seneca Oil and hired Edwin L. Drake (1819–80), a retired railroad conductor, to go to Titusville, Pennsylvania, where water wells were often contaminated by oil. On August 28, 1859, Drake's men drilled down 70 ft (21 m) – and struck oil to create the US's first oil well.

Horseheads are still a common sight in oil fields

Powered by an electric motor, a pair of cranks raise and lower one end of the walking beam

Pump jack

HORSEHEAD

In the early days, the main sources of oil were only just below the surface. Sometimes, the oil came up under its own natural pressure at first. But once enough oil was removed, the pressure dropped and the oil had to be pumped up. The typical pump was nicknamed a "horsehead" or "nodding donkey" because of the way its driving beam swung slowly up and down. As the "head" end of the beam falls, the pump's plunger goes down into the well. When the head rises, the plunger draws oil to the surface.


The curved end of the beam is likened to a horse's head in the US.

Driving beam operates the plunger in the well shaft as it rises and falls

Signal Hill oil field, California, 1935

THE OIL FOREST

Initially, the hunt for oil was a free-for-all, with many thousands of individuals risking it all to try and strike it rich. As each prospector claimed a share of the spoils, the oil fields (areas of subterranean oil reserves) soon became covered by forests of oil wells and their towerlike derricks.



SPINDLETOP DRILLERS

Most early oil wells were shallow, and the oil could only be pumped up in small quantities. Then in 1901, oil workers at Spindletop in Texas, were drilling more than 1,000 feet (300 m) down when they were overwhelmed by a fountain of mud and oil that erupted from the drill hole. This was Texas's first "gusher," where oil is forced up from underground by its own natural pressure. When naturally pressurized like this, oil can gush forth in enormous quantities. Modern blow-out systems now prevent uncontrolled release of oil.

FIRE DRILL

The pioneering oil business was full of danger, and claimed the lives of many oil workers. Perhaps the greatest threat was fire. Refineries blew up, oil tanks burned down, and well heads burst into flames. Once a gusher caught fire, it was very hard to put out, because the fire was constantly fed with oil from below. This burning gusher at Jennings, Louisiana, was photographed in 1902.



Petroleum Center, Pennsylvania, 1873



BOOM TOWNS

As more and more oil wells were sunk, so whole new towns grew up to house the ever-growing armies of oil workers. Oil towns were rough, ramshackle places thrown up almost overnight. They reeked of gas fumes and were black with oil waste. Some were quite literally "boom towns," since the reckless storage of nitroglycerine used to blast open wells meant that explosions were frequent.



Bordino steam car, 1854

STEAMED OUT

Some early cars had steam engines, not internal combustion engines like most cars today. This one, built by Virginio Bordino (1804–79) in 1854, burned coal to boil water into steam. Later steam cars burned gasoline or kerosene, and were far more effective, but it still took about 30 minutes to get up enough steam to move. With internal combustion engine cars, a driver could just get in and go—especially after the invention of the electric starter motor in 1903.

FILL HER UP!

As more and more Americans took to the road in the 1920s, roadside filling stations sprang up the length and breadth of the country to satisfy the cars' insatiable thirst for fuel. In those days, cars had smaller tanks, and could not travel so far between fill-ups. Consequently, virtually every village, neighborhood, and small town had a filling station, each with its own distinctive pumps designed in the oil company's style. These 1920s filling stations are now a cherished piece of motoring heritage.



Every pump had an illuminated top to make it easy to see at night

The oil bonanza

NOTHING TRANSFORMED THE OIL INDUSTRY more than the arrival of the motor car in the United States. In 1900, there were just 8,000 cars on US roads. Car ownership reached 125,000 in 1908, and soared to 8.1 million by 1920. In 1930, there were 26.7 million cars in the US—all of which needed fuel, and that fuel was gasoline made from oil. Soon speculative prospectors known as “wildcatters” were drilling anywhere in the US where there was a hint that oil might be lurking. Many went broke, but the lucky ones made their fortunes by striking “gushers.” Oil from California, Oklahoma, and especially Texas fueled a tremendous economic growth that soon made the US the world’s richest country. As car manufacturers and oil companies prospered, the oil bonanza transformed the country forever.

T-TIME

Henry Ford (1863–1947) dreamed of making “a motor car for the great multitude—a car so low in price that no man making a good salary will be unable to own one.” The result was Ford’s Model T, the world’s first mass-produced car. Launched in 1908, the T was an instant success. Within five years, there were a quarter of a million Model Ts, amounting to 50 percent of all the cars in the US. In 1925, still half of all American cars were Model Ts, but by now there were 15 million of them. The Model T created the first big boom in oil consumption.



The wings could be simply bolted on in seconds as the car passed along the production line

The wheels were fitted early in the production process, so that the chassis could be moved easily along the line

The key to the T's construction was its sturdy chassis of vanadium steel



MASS PRODUCTION

Cars were toys of the rich in the early 1900s. Each car was hand-built by craftsmen, and hugely expensive. All of that changed with the invention of mass-production. In mass-production, cars were not built individually. Instead, vast teams of workers added components as partly assembled cars were pulled past on factory production lines. Made like this, cars could be produced cheaply and in huge quantities. Mass-production turned the car into an everyday mode of transportation for ordinary Americans.



THE BIG SELL
 Black and slick, oil is not obviously attractive. So oil companies went out of their way to give their oil a glamorous image in order to maximize sales. Advertisements used bright colors and stylish locations, and some of the best young artists of the day were hired to create eye-catching posters. This one for Shell oils dates from 1926. The oil itself is nowhere to be seen.



Nylon stockings

NYLON FABRICS
 In the 1930s, companies looked for ways to use the oil leftover after motor oil had been extracted. In 1935, Wallace Carothers of the DuPont™ chemical company used oil to create a strong, stretchy, artificial fiber called nylon. Launched in 1939, nylon stockings were an instant hit with young women.

ROARING OIL
 As oil companies vied for the new business, each company tried to create its own unique brand image. Often, the image had nothing to do with oil. Instead, it was an idea that made the oil seem more attractive or exciting. This 1930s pump from the Gilmore company was typical. Today, such brand imaging is common, but in the 1920s it was new.

EARLY PLASTICS
 Many plastics familiar today had their origins in the oil boom, as scientists discovered they could make plastics such as PVC and polyethylene from oil. When prosperity returned after World War II, a vast range of cheap, everyday plastic products was introduced for use in the home. The most famous was the "Tupperware" food storage container, launched by DuPont™ chemist Earl Tupper in 1946.

Ad portrays an idealized image of domestic life



Advertisement for Tupperware, 1950s

What is oil?

OIL AND NATURAL GAS together make up petroleum, which is Latin for "rock oil." Petroleum is a dark, oily substance that is typically liquid, but it can also be solid or gaseous. When it comes straight out of the ground as a liquid it is called crude oil if it is dark and viscous, and condensate if it is clear and evaporates easily. When solid it is called asphalt, and when semisolid it is called bitumen. Natural gas can be found either with oil or on its own. Petroleum is made entirely naturally, largely from the decomposed remains of living things. Although it looks like a simple gooey mass, it is actually a complex mixture of chemicals. Different chemical groups can be separated out at refineries and petrochemical plants, and then used to make a huge range of different substances.

Asphalt

STICKY STUFF

In some places, underground oil seeps up to the surface. Exposed to the air, its most volatile components evaporate to leave a black ooze or even a lump like this. When it is like thick molasses it is called bitumen; when it is like caramel it is asphalt. These forms of oil are often referred to as pitch or tar.

NATURAL GAS

Oil contains some compounds that are so volatile that they evaporate easily and form natural gas. Nearly every oil deposit contains enough of these compounds to create at least some natural gas. Some deposits contain such a high proportion that they are virtually all gas.

Natural gas flame



Brown crude oil



Black crude oil

CRUDE OIL

Crude oil is usually thick and oily, but it can come in a huge range of compositions and colors, including black, green, red, or brown. Crude oil from Sudan is jet black and North Sea oil is dark brown. Oil from the American state of Utah is amber, while oil from parts of Texas is almost straw-colored. "Sweet" crudes are oils that are easy to refine because they contain little sulfur. "Sour" oils contain more sulfur, and consequently need more processing. The color depends, for the most part, on the density (specific gravity) of the oil.

OIL MIXTURE
Oil mainly contains the elements hydrogen (14 percent by weight) and carbon (84 percent). These are combined in oil as chemical compounds called hydrocarbons. There are three main types of hydrocarbon, called alkanes, aromatics, and naphthenes. This diagram shows the approximate proportions of these substances in "Saudi heavy" crude oil, which is higher in alkanes than many crude oils.

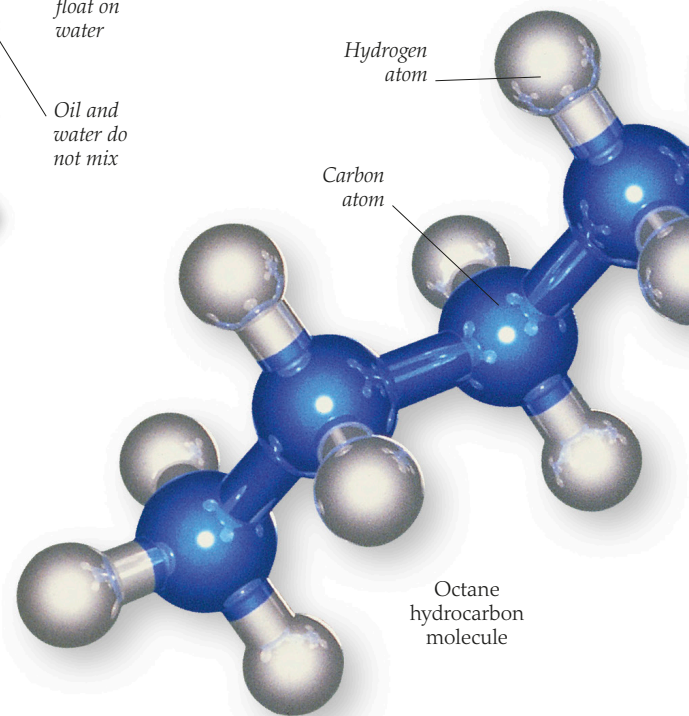



Light oils float on water

Oil and water do not mix

LIGHT AND HEAVY OIL
Thin and volatile oils (crudes that readily evaporate) are described as "light," whereas thick and viscous oils (crudes that do not flow well) are said to be "heavy." Most oils float easily on water, but some heavy oils will actually sink (although not in seawater, which has a higher density than freshwater).

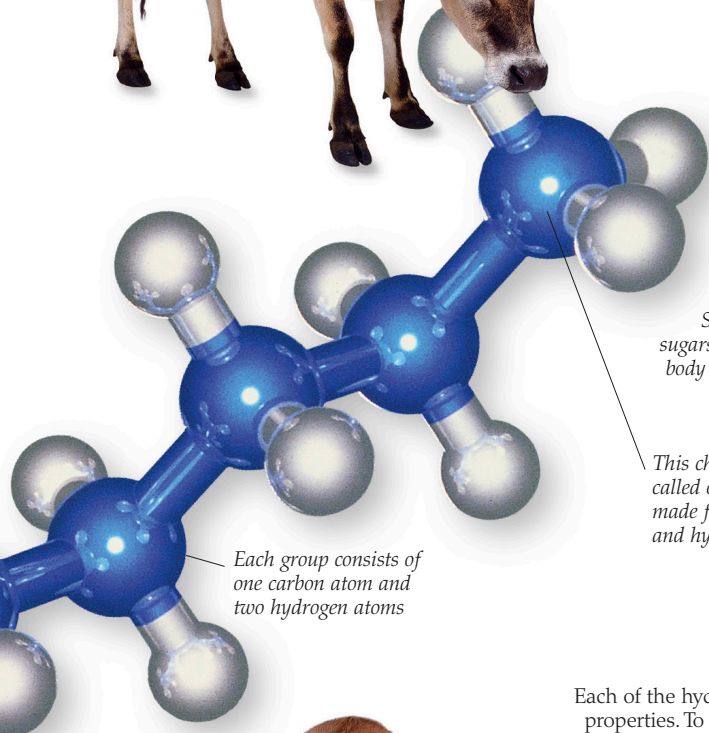
HYDROCARBON CHEMICALS
The hydrocarbons in crude oil have either ring- or chain-shaped molecules. Alkanes, including methane and octane, have chainlike molecules. Aromatics, such as benzene, have ring molecules, while naphthenes are heavy-ring hydrocarbons. Oil also contains tiny amounts of non-hydrogen compounds called NSOs, which are mostly nitrogen, sulfur, and oxygen.





COW GAS

Methane, a constituent of oil, is a naturally abundant hydrocarbon. It is a simple hydrocarbon, with each molecule consisting of just a single carbon atom attached to four hydrogen atoms. Vast quantities of methane are locked up within organic material on the seabed. The world's livestock also emit huge amounts of methane gas by flatulence. The methane forms as bacteria break down food in the animals' digestive systems.



Each group consists of one carbon atom and two hydrogen atoms

Sugar cane is rich in sugars, which provide the body with instant energy



Rice is a good source of starch

This chain molecule is called octane because it is made from eight carbon and hydrogen groups

Babies could not be conceived without the hydrocarbon hormones in their parents' bodies




HYDROCARBONS IN THE BODY

There are many natural hydrocarbons in the human body. One is cholesterol, the oily, fatty substance in your blood that helps build the walls of blood vessels. Other crucial hydrocarbons in the body include the steroid hormones, such as progesterone and testosterone, which are very important in reproduction.

SPLITTING OIL

Each of the hydrocarbons in crude oil has different properties. To make use of these properties, crude oil is refined (processed) to separate it into different groups of hydrocarbons, as seen here. The groups can be identified essentially by their density and viscosity, with bitumen being the most dense and viscous, and gasoline the least.



PLANT HYDROCARBONS

Hydrocarbons occur naturally in many plant oils and animal fats, too. The smells of plants and flowers are produced by hydrocarbons known as essential oils. Perfume makers often heat, steam, or crush plants to extract these essential oils for use in their scents. Essential oils containing hydrocarbons called terpenes are used as natural flavoring additives in food. Moth repellents contain a terpene called camphor that moths dislike.



Lavender


Lavender's scent comes from a mix of terpene hydrocarbons

CARBOHYDRATES


People often confuse hydrocarbons and carbohydrates. Hydrocarbon molecules have a structure based on carbon and hydrogen atoms, but carbohydrates have oxygen built into their structure as well. The addition of oxygen enables them to take a huge variety of complex forms that are essential to living things. Carbohydrates such as starches and sugars are the basic energy foods of both plants and animals. Starches release energy more slowly than sugars.

Where oil comes from


SCIENTISTS ONCE THOUGHT THAT MOST OIL was formed by chemical reactions between minerals in rocks deep underground. Now, the majority of scientists believe that only a little oil was formed like this. Much of the world's oil formed, they think, from the remains of living things over a vast expanse of time. The theory is that the corpses of countless microscopic marine organisms, such as foraminifera and particularly plankton, piled up on the seabed as a thick sludge, and were gradually buried deeper by sediments accumulating on top of them. There the remains were transformed over millions of years—first by bacteria and then by heat and pressure inside Earth—into liquid oil. The oil slowly seeped through the rocks and collected in traps—tiny pore spaces between an impermeable layer of rock.





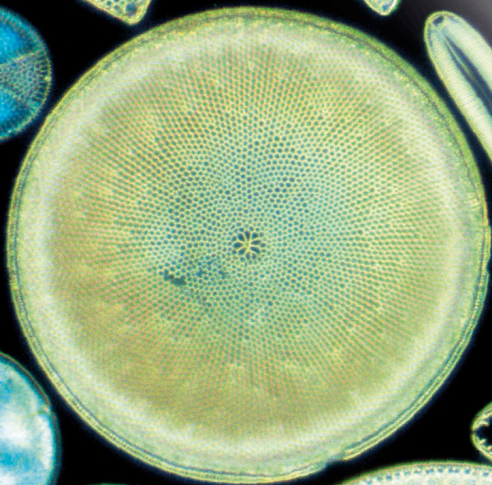
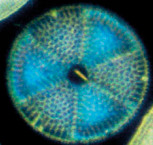
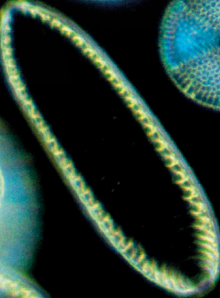


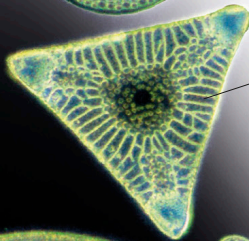
Magnified view of diatoms




Diatoms have glassy shells made of silica



Diatom shells come in many different shapes, and they are often complex, beautiful structures



Light green-blue patches are phytoplankton blooms



BLOOMING OCEANS

The formation of oil reflects the huge growths of plankton that often occur in the shallow ocean waters off continents.

Called blooms, they create thick masses of plantlike phytoplankton. The blooms can be so large that they are visible in satellite images like the one above, which shows the Bay of Biscay, France. Blooms typically erupt in spring, when sunshine and an upwelling of cold, nutrient-rich water from the depths provokes explosive plankton growth.


CONCENTRATED POWER SOURCE

Oil is packed with energy, stored in the bonds that hold its hydrocarbon molecules together. Ultimately, all this energy comes from the sun. Long ago, tiny organisms called phytoplankton used energy from sunlight to convert simple chemicals into food in a process called photosynthesis. As the dead phytoplankton were changed into oil, this trapped energy became ever more concentrated.

PLANKTON SOUP

The surface waters of oceans and lakes are rich in floating plankton. Although far too small to see with the naked eye, plankton are so abundant that their corpses form thick blankets on the seabed. There are two main types of plankton.

Phytoplankton, like plants, can make their own food using sunlight. Zooplankton feed on phytoplankton and on each other. The most abundant phytoplankton are called diatoms.

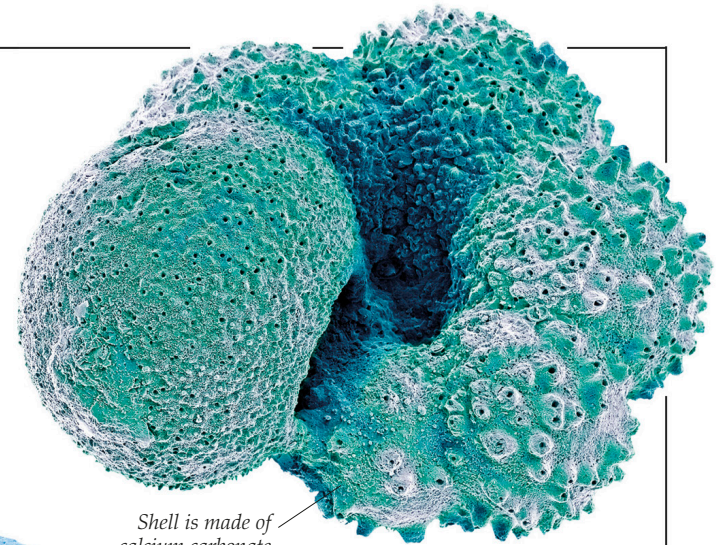




Chalk cliffs containing fossilized foraminifera, Sussex, England

TEST CASE

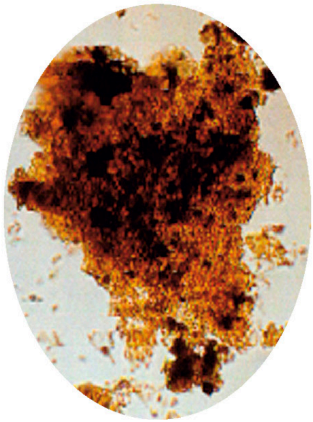
Tiny one-celled organisms called foraminifera, or "forams," are abundant throughout the world's oceans. Like diatoms, they are a prime source material for oil. Forams secrete a shell or casing around themselves called a test. Chalk rock is rich in fossilized foram shells. Every era and rock layer seemed to have its own special foram, so oil prospectors look for forams when drilling to gain an insight into the history of the rock.



Shell is made of calcium carbonate

Microscopic foram shell with pores

Microscopic view of kerogen particle



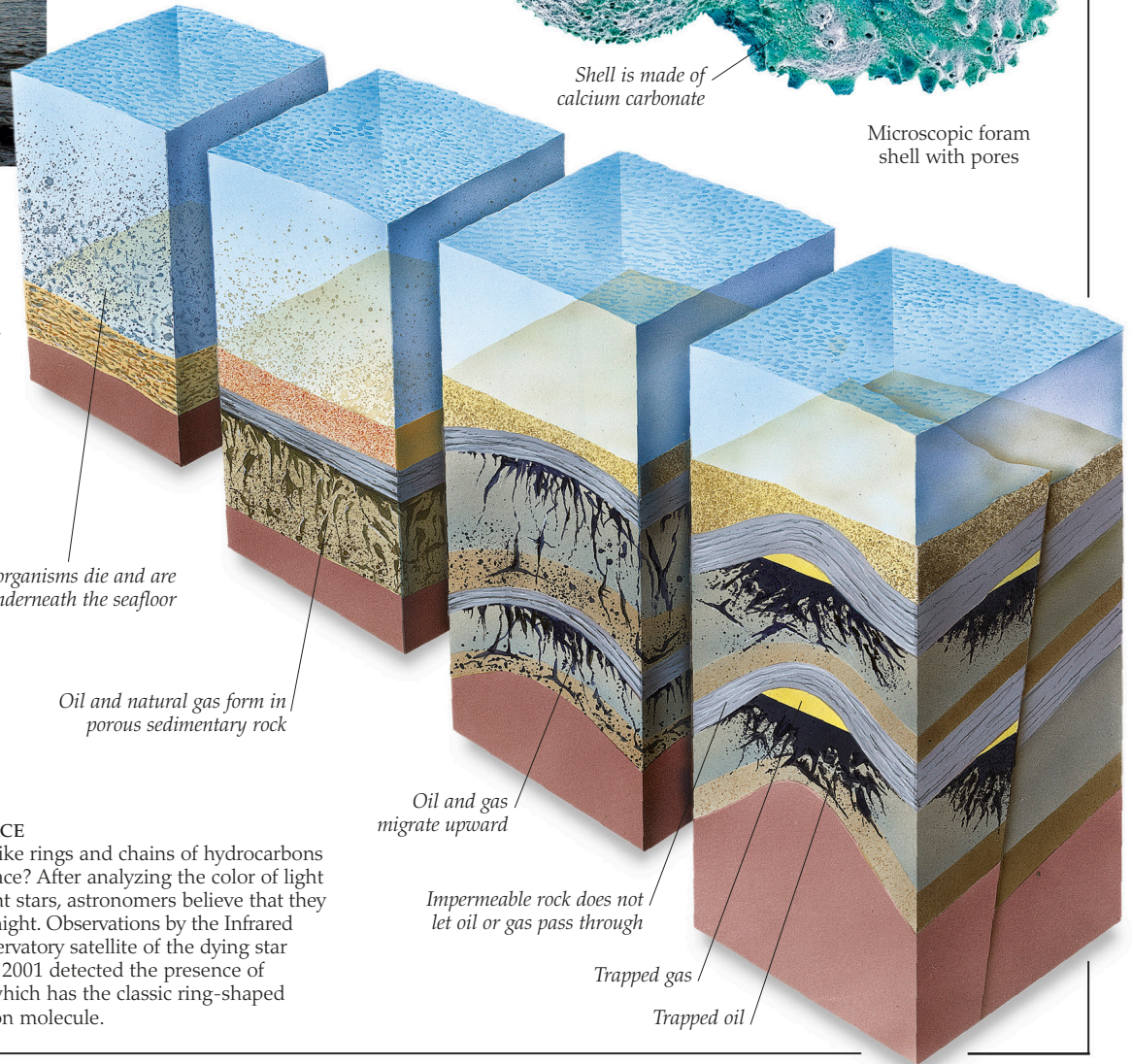
HALFWAY STAGE

Just a small proportion of the buried remains of microscopic marine organisms turns into oil. Most only undergoes the first stage of transformation, into kerogen. This is a brownish-black solid found in sedimentary rocks (those formed from the debris of other rocks and living things). To turn into oil, kerogen must be heated under pressure to more than 140°F (60°C).



HOW OIL FORMS

The buried marine organisms are first rotted by bacteria into substances called kerogen and bitumen. As kerogen and bitumen are buried deeper—between 3,300 and 10,000 ft (1,000 and 3,000 m)—heat and pressure "cook" them. This turns them into bubbles of oil and natural gas. The bubbles are spread throughout porous rock, like water in a sponge. Over millions of years, some of them seep up through the rock, collecting in traps when they meet impermeable rock layers.



Marine organisms die and are buried underneath the seafloor

Oil and natural gas form in porous sedimentary rock

Oil and gas migrate upward

Impermeable rock does not let oil or gas pass through

Trapped gas

Trapped oil

OIL IN SPACE

Could oil-like rings and chains of hydrocarbons form in space? After analyzing the color of light from distant stars, astronomers believe that they very well might. Observations by the Infrared Space Observatory satellite of the dying star CRL618 in 2001 detected the presence of benzene, which has the classic ring-shaped hydrocarbon molecule.



WILL-O'-THE-WISP

When organic matter rots, it may release a gas (now called biogas) that is a mixture of methane and phosphine. Bubbles of biogas seeping from marshes and briefly catching fire gave birth to the legend of the "will-o'-the-wisp"—ghostly lights said to be used by spirits or demons to lure travelers to their doom, as seen here.

Natural gas

THOUSANDS OF YEARS AGO, people in parts of Greece, Persia, and India noticed a gas seeping from the ground that caught fire very easily. These natural gas flames sometimes became the focus of myths or religious beliefs. Natural gas is a mixture of gases, but it contains mostly methane—the smallest and lightest hydrocarbon. Like oil, natural gas formed underground from the remains of tiny marine organisms, and it is often brought up at the same wells as crude oil. It can also come from wells that contain only gas and condensate, or from "natural" wells that provide natural gas alone. Little use was made of natural gas until fairly recently. In the early 20th century, oil wells burned it off as waste. Today, natural gas is highly valued as a cleaner fuel that supplies a quarter of the world's energy.



The Power of Siberia gas pipeline takes natural gas from Irkutsk, Russia, to the far east of the country and China.

MOVING GAS

Most natural gas brought up from underground is transported by pipeline. Major gas pipelines are assembled from sections of carbon steel, each rigorously tested for pressure resistance. Gas is pumped through the pipes under immense pressure. The pressure not only reduces the volume of the gas to be transported by up to 600 times, but it also provides the "push" to move the gas through the pipe.

EXTRACTION AND PROCESSING

Natural gas is often extracted at plants like the one below. The gas is so light that it rises up the gas well without any need for pumping. Before being piped away for use, it has to be processed to remove impurities and unwanted elements. "Sour gas," which is high in sulfur and carbon dioxide, is highly corrosive and dangerous, so it needs extra processing. Because processed natural gas has no smell, substances called mercaptans are added to give it a distinct odor so that leaks can be detected.

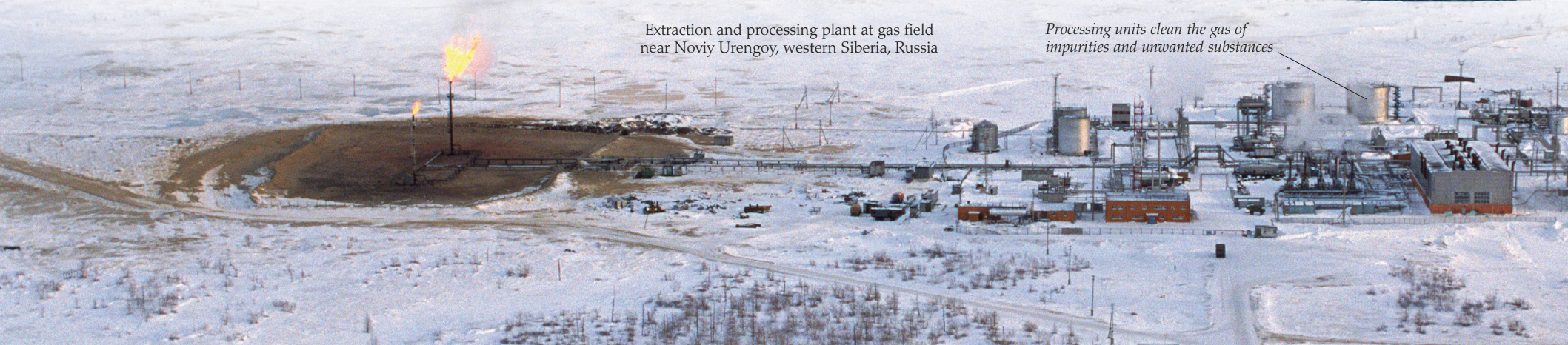
Heavily reinforced tanks keep the gas pressurized and in liquid form

A typical LNG tanker holds more than 40 million gallons (150 million liters) of LNG, with an energy content equivalent to 24 billion gallons (91 billion liters) of the gaseous form



Extraction and processing plant at gas field near Noviy Urengoy, western Siberia, Russia

Processing units clean the gas of impurities and unwanted substances



STREET REVOLUTION

The introduction of gas street lamps to London, England, in the early years of the 19th century marked the beginning of a revolution. Before long, city streets the world over—once almost totally dark at night—were filled with bright, instant light. Although natural gas was used for street lighting as early as 1816, most 19th-century street lamps burned a gas known as coal gas, which was made from coal. Electricity began to replace gas for street lighting during the early 20th century.



Gas lamps had to be lit individually each night

GASTANKER

Not all gas travels through pipelines—especially when it has to go to far-off destinations overseas. Huge ships equipped with spherical storage tanks carry gas across the ocean in a form called liquid natural gas, or LNG. This is made by cooling natural gas to -260°F (-160°C). At that temperature, natural gas becomes liquid. As a liquid, its volume is less than 1/600th of its volume as a gas.



A single tank contains enough energy to meet all the United States's electricity needs for five minutes



Processed natural gas is pumped into pipes for distribution



TOWN GAS

By the mid-18th century, most towns had their own gas works for making coal gas, or "town gas" as it was also known. The gas was stored in vast metal tanks called gasometers, which became familiar sights in urban areas. In addition to lighting, town gas had many other uses, including cooking and heating. Town gas fell out of use in the second half of the 20th century, after the discovery of vast natural gas fields and the building of pipelines had made natural gas more widely available. Natural gas was also cheaper and safer to use than town gas.

Gasometers sank into the ground as the level of gas inside went down

GAS CAVE

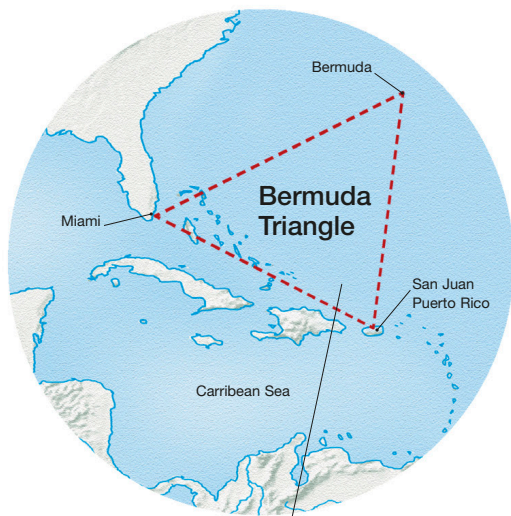
Natural gas is too bulky and flammable to store in tanks. After being processed and piped to its destination, the gas is stored underground ready for use, sometimes in old salt mines like this one in Poland. Other subterranean storage sites include aquifers (rock formations that hold water) and depleted gas reservoirs (porous rock that once held "raw" natural gas).



Propane burns with a blue flame

GAS SPIN-OFFS

Gases such as ethane, propane, butane, and isobutane are removed from natural gas during processing. Most of these gases are sold separately. Propane and butane, for example, are sold in canisters as fuel for camping stoves. A few gas wells also contain helium. Best known for its use in balloons, helium also acts as a coolant in a range of devices, from nuclear reactors to body scanners.



Gas hydrates are found densely around the Bermuda Triangle, and could have caused ships to sink, but it is a myth that many ships have sunk there.

METHANE HYDRATES

Methane hydrates are a cagelike lattice of ice formed around methane molecules. They form at low temperature and high pressure. They are found in seafloor sediments and the Arctic permafrost. They look like ice, but form above the freezing point of water. They burn when touched by a lit match. Some believe there is enough methane hydrates to supply energy for hundreds of years. If only one percent of the methane hydrate resource could be technically and economically recoverable, the United States could more than double its domestic natural gas resource.

COAL GASIFICATION

Coal gasification is a process for converting coal into combustible gases by breaking it down into its basic chemical constituents. After purification, these gases—carbon monoxide, carbon dioxide, hydrogen, methane, and nitrogen—can be used as fuels or as raw materials for energy products. Gasification may be one of the best ways to produce clean-burning hydrogen for tomorrow's automobiles. It also offers efficiency gains. Heat from burning coal can be used to boil water, making steam that drives a steam turbine-generator. The first commercial coal gasification electric power plants are now operating. Many experts believe gasification will be the heart of future generations' clean coal technology plants for several decades.

Unconventional natural gas

NATURAL GAS IS THE CLEANEST BURNING of the fossil fuels, and has become a preferred fuel for electricity generation.

In the future, more and more natural gas will come from unconventional sources, like methane hydrates.

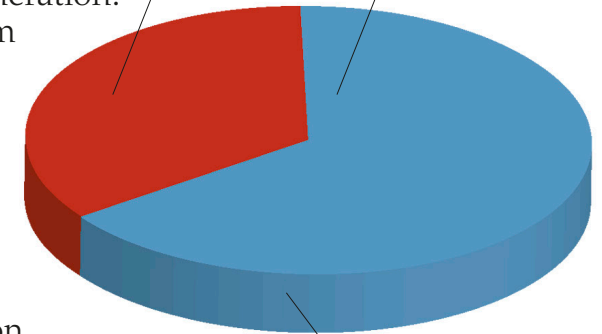
Unconventional natural gas is more difficult and less economical to extract than conventional natural gas.

At the same time, unconventional wells are productive longer than conventional wells and can contribute to sustaining supply over a longer period. The gas is essentially the same substance as conventional natural gas, and has the same uses, such as electricity generation, heating, cooking, transportation, and products for industrial and domestic use. New technologies are continually being developed to provide more accurate estimations of the amount of gas in these unconventional reservoirs and to stimulate the reservoirs to produce the gas. What is unconventional today may be conventional tomorrow through advances in technology or new innovative processes.

Unconventional natural gas is more difficult and less economical to extract than conventional natural gas. At the same time, unconventional wells are productive longer than conventional wells and can contribute to sustaining supply over a longer period. The gas is essentially the same substance as conventional natural gas, and has the same uses, such as electricity generation, heating, cooking, transportation, and products for industrial and domestic use. New technologies are continually being developed to provide more accurate estimations of the amount of gas in these unconventional reservoirs and to stimulate the reservoirs to produce the gas. What is unconventional today may be conventional tomorrow through advances in technology or new innovative processes.

159 trillion cubic meters of conventional natural gas resources.

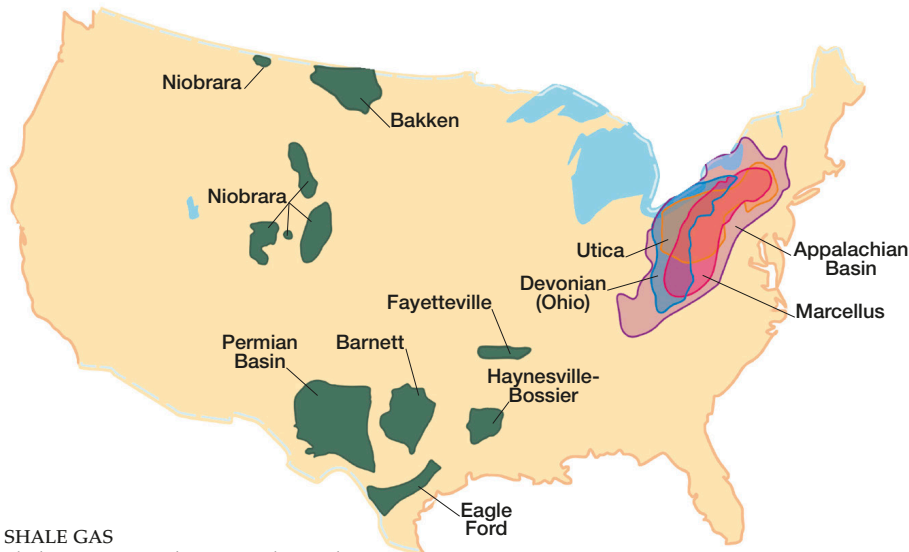
297 trillion cubic meters of unconventional natural gas resources.



This chart shows the amount of recoverable unconventional natural gas sources compared to conventional natural gas.

This coal-gasification power plant in Tampa, Florida, uses coal to create a clean-burning gas. The technology removes at least 95 percent of the sulfur from the coal gas.





SHALE GAS

Shale gas is natural gas stored in rocks dominated by shale, a fine-grained sedimentary rock. It is usually found over large, contiguous areas where a thin layer of shale sits between two thick, black shale deposits. It can be stored as a free gas within the rock pores or natural fractures, or as adsorbed gas on organic material. The rocks containing shale gas have low permeability, making the gas difficult to release. The first commercial gas shale well was drilled in New York in the late 1820s. Today the US produces more than 1 trillion cubic feet of gas from shale plays. Half of that comes directly from the Appalachian and Permian basins.



DEEP GAS

Deep gas is natural gas that exists in underground deposits, typically 15,000 feet or deeper. Much deep gas is located in undersea reservoirs, so the well must extend over 15,000 feet, and the drill string must also pass through hundreds or thousands of feet of seawater.

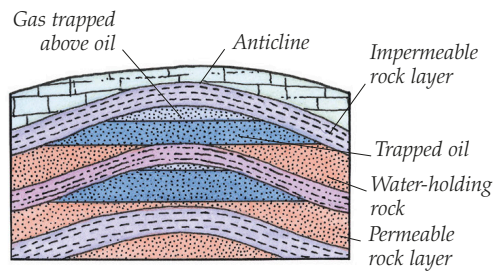
COALBED METHANE

Coalbed methane (CBM) is methane found in underground coal seams. The near-liquid methane lines the inside of the coal's pores and is held in by water pressure. When water is pumped to relieve pressure, the methane separates and can be piped out of the well separately from the water. CBM can be recovered economically, but disposal of water must be managed properly. Coalbed methane is generally released during coal mining, creating dangerous conditions for coal miners. In the past, the methane was intentionally vented into the atmosphere. Today, however, methane can be extracted and injected into natural gas pipelines. The Southern Ute Indian tribe's 700,000-acre reservation in the San Juan Basin sits on one of the world's richest deposits of coalbed methane. They currently control the distribution of roughly one percent of the US natural gas supply, and are a model for other resource-based tribes.



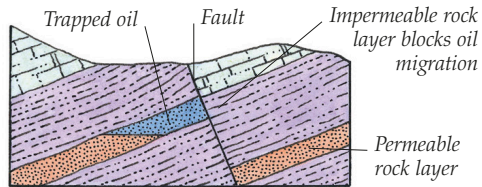
GEOPRESSURIZED ZONES

Geopressurized zones are underground natural gas deposits that are under unusually high pressure for their depth. They contain layers of sand or silt and are located between 15,000 and 25,000 feet below Earth's surface, either under dry land or beneath seabeds. Geopressurized zones form when layers of clay are deposited and quickly compacted on top of more porous, absorbent material such as sand or silt. Rapid compression of the clay and high pressure squeezes out any water and natural gas into the more porous deposits. No commercial extraction technique has been developed, and only exploratory drillings have been made.



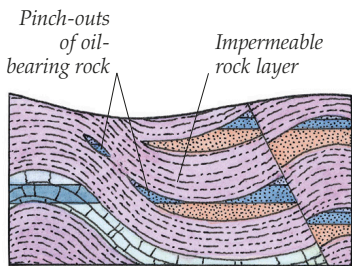
ANTICLINE TRAP

Oil is often trapped under anticlines—places where layers (strata) of rock have been bent up into an arch by the movement of Earth's crust. If one of these bent layers is impermeable, the oil may ooze up underneath it and accumulate there. Anticline traps like this hold much of the world's oil.



FAULT TRAP

Every now and then, rock strata crack and slide up or down past each other. This is known as a fault. Faults can create oil traps in various ways. The most common is when the fault slides a layer of impermeable rock across a layer of permeable rock through which oil is migrating.

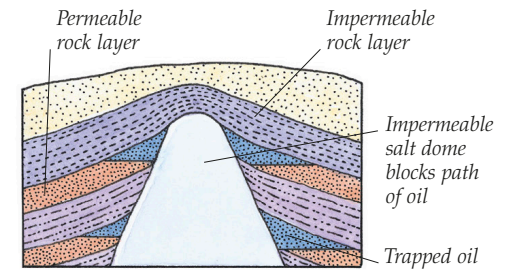


PINCH-OUT TRAPS

Anticline, fault, and salt-dome traps are created by the arrangement of the rock layers, and are called structural traps. Stratigraphic traps are created by variations within the rock layers themselves. A pinch-out is a common type of stratigraphic trap. Pinch-out traps are often formed from old stream beds, where a lens-shaped region of permeable sand becomes trapped within less permeable shales and siltstones.

Oil traps

WHEN OIL COMPANIES DRILL FOR OIL, they look for oil traps. These are places where oil collects underground after seeping up through the surrounding rocks. This slow seepage, called migration, begins soon after liquid oil first forms in a “source” rock. Shales, rich in solid organic matter known as kerogen, are the most common type of source rock. The oil forms when the kerogen is altered by heat and pressure deep underground. As source rocks become buried ever deeper over time, oil and gas may be squeezed out like water from a sponge and migrate through permeable rocks. These are rocks with tiny cracks through which fluids can seep. The oil is frequently mixed with water and, since oil floats on water, the oil tends to migrate upward. Sometimes, though, it comes up against impermeable rock, through which it cannot pass. Then it becomes trapped and slowly accumulates, forming a reservoir.




SALT-DOME TRAP

When masses of salt form deep underground, heat and pressure cause them to bulge upward in domes. The rising domes force the overlying rock layers aside. As they do so, they can cut across layers of permeable rock, blocking the path of any migrating oil and creating an oil trap.

Rock strata (layers)

ROCK BENDS

It seems amazing that layers of solid rock can be bent, but the movement of the huge tectonic plates that make up Earth's crust (outer layer) generates incredible pressures. The layers of sedimentary rock exposed here in this road cutting originally formed flat from sediments deposited on the seabed. The dramatic arch, or anticline, was created as giant slabs of crust moved relentlessly together, crumpling the rock layers between. Countless anticline arches like this around the world become traps for oil.



VIEW FROM ABOVE
 Anticlines often form long domes that are visible as ovals on geological maps or in satellite photographs. Here a satellite photograph reveals a series of oval anticline domes in the Zagros Mountains of southwestern Iran. Each dome forms a separate, tapering mini-mountain range, looking from above like a giant half melon. Such domes would be prime targets for oil prospectors looking for major oil deposits, and the Zagros Mountains are indeed one of the world's oldest and richest oil fields.



Anticline dome



Rock darkened by the organic content from which oil can form

RESERVOIR ROCKS
 The oil created in source rocks only becomes accessible once it has migrated to rocks that have plenty of pores and cracks for oil to move through and accumulate in. Rocks where oil accumulates are called reservoir rocks. Most reservoir rocks, such as sandstone and to a lesser extent limestone and dolomite, have fairly large grains. The grains are loosely packed, allowing oil to seep between them.



Sandstone



Dolomite



Pea-sized grains

Pisolitic limestone

TRAP ROCK
 Oil will go on migrating through permeable rocks until its path is blocked by impermeable rocks—rocks in which the pores are too small or the cracks too narrow or too disconnected for oil or water to seep through. Where impermeable rock seals oil into a trap, it is called trap rock (or cap rock). The trap rock acts like the lid on the oil reservoir. The most common trap rock is shale.



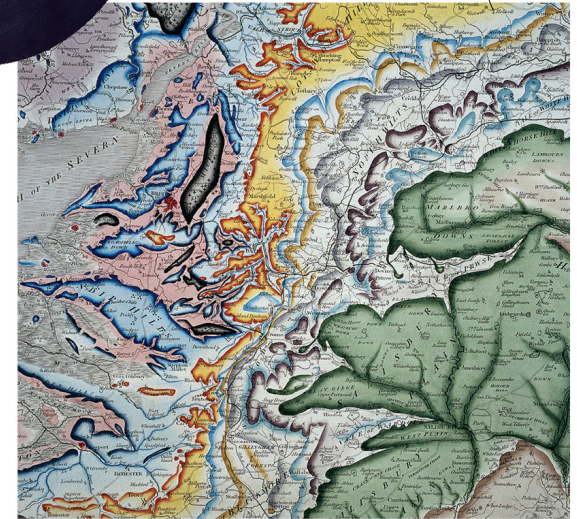
Shale

Ultrafine grains packed tightly together



William Smith (1769–1839)


Each rock type is shown in a particular color



Detail from Smith's geological map of England and Wales, 1815

SMITH'S LAYERS

The knowledge of rock layers so crucial to the search for oil began with William Smith, an English canal engineer who made the first geological maps. As Smith was surveying routes for canals, he noticed that different rock layers contained particular fossils. He realized that if layers some distance apart had the same fossils, then they must be the same age. This enabled him to trace rock layers right across the landscape, and understand how they had been folded and faulted.



Solid oil

MOST OF THE OIL THE WORLD USES is black, liquid crude oil drawn up from subterranean formations. Yet this is just a tiny fraction of the oil that lies below ground. A vast quantity of more solid oil exists underground in the form of oil sands and oil shales. Oil sands (once known as tar sands) are sand and clay deposits in which each grain is covered by sticky bitumen oil. Oil shales are rocks steeped in kerogen—the organic material that turns to liquid oil when cooked under pressure. Extracting oil from oil shales and oil sands involves heating them so that the oil drains out. Many experts believe that when crude oil reserves begin to decline, oil shales and oil sands may become one of our main sources of oil.

MUCKY SAND

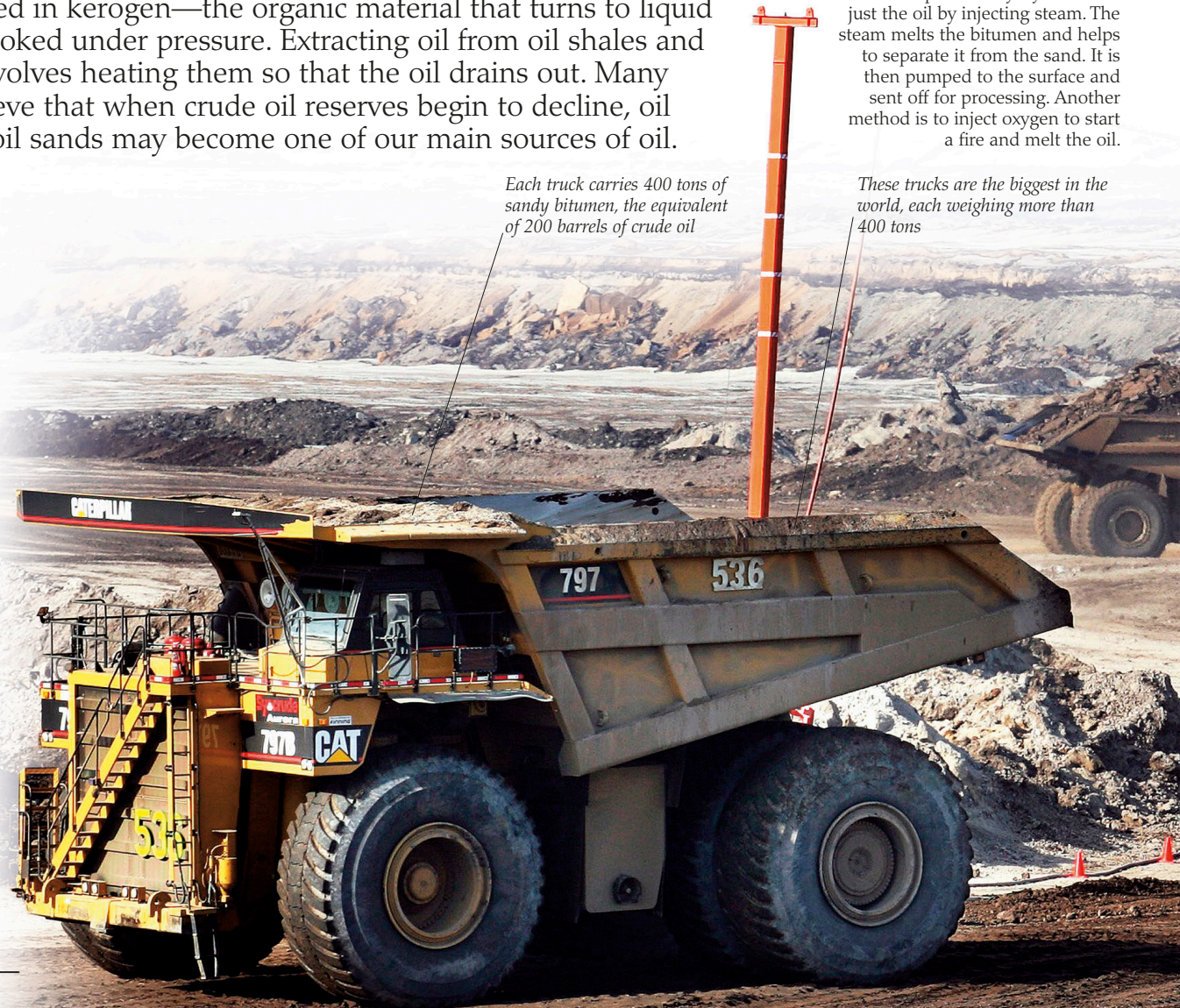
Oil sands look like black, very sticky mud. Each grain of sand is covered by a film of water surrounded by a “slick” of bitumen. In winter, the water freezes, making the sand as hard as concrete. In summer, when the water melts, the sand becomes sticky.



ATHABASCA OIL SANDS

Oil sands are found in many places around the world, but the world's largest deposits are in Venezuela and Canada, which each have about a third of the world's oil sands. Alberta, Canada, though, is the only place where the oil sands are extracted in any quantity, because the deposit at Athabasca (representing 10 percent of Alberta's oil sands) is the only one near enough to the surface to be dug out economically.

EXTRACTION TECHNIQUES
If oil sands are near the surface, they are mined by digging a huge pit. Giant trucks carry the sand to a large machine that breaks up the lumps in the sand, then mixes it with hot water to make a slurry. The slurry is sent by pipeline to a separation plant, where the oil is removed from the sand for processing at a refinery. However, if the sands are too deep to dig out, oil companies may try to extract just the oil by injecting steam. The steam melts the bitumen and helps to separate it from the sand. It is then pumped to the surface and sent off for processing. Another method is to inject oxygen to start a fire and melt the oil.



Each truck carries 400 tons of sandy bitumen, the equivalent of 200 barrels of crude oil

These trucks are the biggest in the world, each weighing more than 400 tons

Fossilized *Smilodon* skull



STICKY END

Tar pits, or more correctly asphalt pits, are hollows where slightly runny asphalt seeps up through the ground to create a sticky black pool. Remarkably complete fossils of prehistoric *Smilodons* (saber-toothed tigers) and their mammoth prey have been found together in tar pits, such as the famous La Brea pit in California. It seems that the mammoths got stuck in the pool and the *Smilodons*, pursuing their prey, followed them in and became stuck, too.

Smilodon is sometimes known as the "saber-toothed tiger" because of its pair of saberlike teeth, which were used for ripping flesh



Smilodons maul a mammoth in a tar pit



Pitch Lake, Trinidad

Sir Walter Raleigh (1552–1618)




PITCHING IN

Trinidad's Pitch Lake is a huge natural lake of asphalt thought to be 250 ft (75 m) deep. The lake is believed to be above the intersection of two faults (cracks in the rock bed), through which the asphalt oozes up from deep underground. The English explorer Sir Walter Raleigh spotted the lake on his travels to the Caribbean in 1595, and used its asphalt to waterproof his ships for his homeward journey.

SCOTTISH OIL

The modern oil industry began in Scotland in 1848, when James Young (1811–83) found a way of producing kerosene for lamps using oil taken from seeps. Oil seeps were rare in Britain, so Young turned to an oil shale found in the Scottish lowlands called cannel coal, or torbanite. In 1851, he set up a kerosene refinery at Bathgate near Edinburgh to distill oil from torbanite mined nearby.



Oil shales are turned black by kerogen held in pores in the rock




Marlstone, a type of oil shale

OILY ROADS

The Ancient Babylonians used bitumen to make smooth, waterproof roads 2,500 ago.

Modern road surfaces date from the early 19th century, when road builders began making roads with gravel bound together by hot coal tar or bitumen. The material was called tarmacadam, or tarmac, because the tar was added to a mix of graded gravel devised by John Loudon McAdam (1756–1836), a Scottish road engineer.

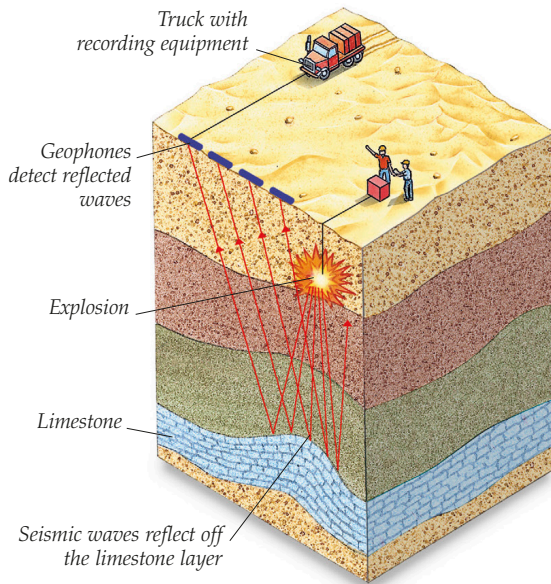


OIL SHALE

Shale (tight) oil is oil found in low-permeable shale, sandstone, and carbonate rock formations. There are vast deposits of tight oil in the world. It is estimated that in 2018 around 6.44 million barrels per day of crude oil were produced directly from tight oil resources in the US alone.


How oil is found

IN THE PAST, finding oil except close to where it seeped visibly to the surface was largely a matter of guesswork and sheer luck. Today, oil companies use their knowledge of the way geology creates oil traps to guide them to areas where oil is likely to occur. They know, for example, that oil is likely to be found in one of the 800 or so basins of sedimentary rock around the world, and it is in these basins that oil exploration tends to be concentrated. Hunting for oil within sedimentary basins might begin by examining exposed rock outcrops for likely looking formations, or scanning satellite and radar images. Once a target area has been located, oil hunters carry out geophysical surveys that use sophisticated equipment to detect subtle clues such as variations in Earth's magnetic and gravitational fields created by the presence of oil traps.



SEISMIC VIBRATIONS

Seismic surveys send powerful vibrations, or seismic waves, through the ground from an explosion or a sound generator. Surveyors record how the waves reflect back to the surface off subterranean rocks. Different rock types reflect seismic waves differently, so surveyors can build up a detailed picture of the rock structure from the pattern of reflections.

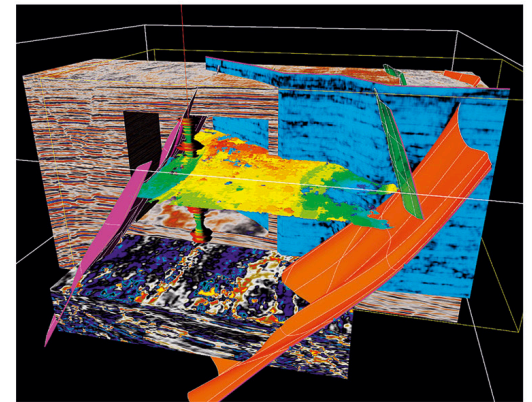


THUMPING TRUCKS

With seismic surveys on land, the vibrations are set off either by small explosive charges in the ground or by special trucks. These trucks shake the ground, at a rate of 5 to 80 times per second, sending shockwaves deep into the ground. The waves bounce back and are captured by sensors and signals creating a snapshot of the geology.

HUNTING UNDER THE SEA


Seismic surveys can also be used to hunt for oil under the seabed. Boats tow cables attached to sound detectors called hydrophones. The vibrations are set off by releasing bubbles of compressed air, which send out sound waves as they expand and contract while rising to the surface.



Computer model of rock formations

COMPUTER MODELING

The most sophisticated seismic surveys use numerous probes to survey the deep structures in a particular area. The results are then fed into sophisticated software and used to build 3-D or 4-D models of underground rock formations. These models are expensive to generate, but drilling a well in the wrong place can waste millions of dollars.



Screws to adjust spring tension

Inside a gravimeter is a weight suspended from springs

Screen shows slight variations in the stretching of the springs caused by gravitational differences



USING GRAVITY

Rocks of different densities have a slightly different gravitational pull. Gravity meters, or gravimeters, can measure these minute differences at the surface using a weight suspended from springs. They can detect variations as small as one part in 10 million. These differences reveal features such as salt domes and masses of dense rock underground, helping geologists to build up a complete picture of the subsurface rock structure.



MAGNETIC SEARCH

Magnetic searches are usually conducted using an aircraft like this, which is equipped with a device called a magnetometer. The magnetometer detects variations in the magnetism of the ground below. The sedimentary rocks where oil is likely to be found are generally much less magnetic than rocks that form volcanically, which are rich in magnetic metals such as iron and nickel.

The drilling rig begins, or "spuds in," a new well



EXPLORATORY WELL

In the past, "wildcat" wells were drilled in places where the oil hunters had little more than a hunch that oil might be found. Today, commercial success rates for onshore exploratory wells have improved to about 53 percent with modern technology. Most exploratory wells are offshore and the success rate is only about one in five. It typically takes several years before an exploratory well can be brought into production.


CORE SAMPLING

Drilling is the only way to be sure that an oil or gas field exists, and exactly what kind of oil is present. Once an exploratory well has been bored, the engineers use downhole logging equipment, which detects the physical and chemical nature of the rocks and fluids. Rock samples are brought to the surface for detailed analysis in the laboratory.



Advanced technology

ENERGY COMPANIES ARE AMONG the highest users of computing power and data of any industry except the military. Exploration specialists use data to interpret geologic structures miles beneath the earth's surface. Engineers can drill through more than five miles of rock to reach resources at extreme depths at high temperatures and pressures. Production engineers bring oil and gas to the surface through miles of production piping, also under extreme conditions, and deliver them through more miles of pipelines to refineries. Once there, crude oils are refined into useful products. Advanced technologies such as directional drilling, remote sensing devices, and 3-D and 4-D seismic monitoring make it possible to discover oil reserves while drilling fewer wells, resulting in a smaller environmental "footprint" that is more economical than ever before. The answer to how oil is found? With computers!



HORIZONTAL DRILLING


In addition to drilling vertically, operators can now drill horizontally miles in any direction from a single starting well. By drilling several wells from one location, the amount of land surface required to develop a field can be reduced and the well can be placed where it will have the least possible environmental impact. In Alaska, the same number of wells that required 65 acres in 1977 can be drilled in less than nine acres today. Offshore, many wells can be drilled from a single platform. In addition, horizontal drilling allows oil to be reached that is located in very thin reservoirs. It also allows more exposure of the wellbore to the producing zone, thereby increasing recoverable volumes and further limiting the need for additional wells.

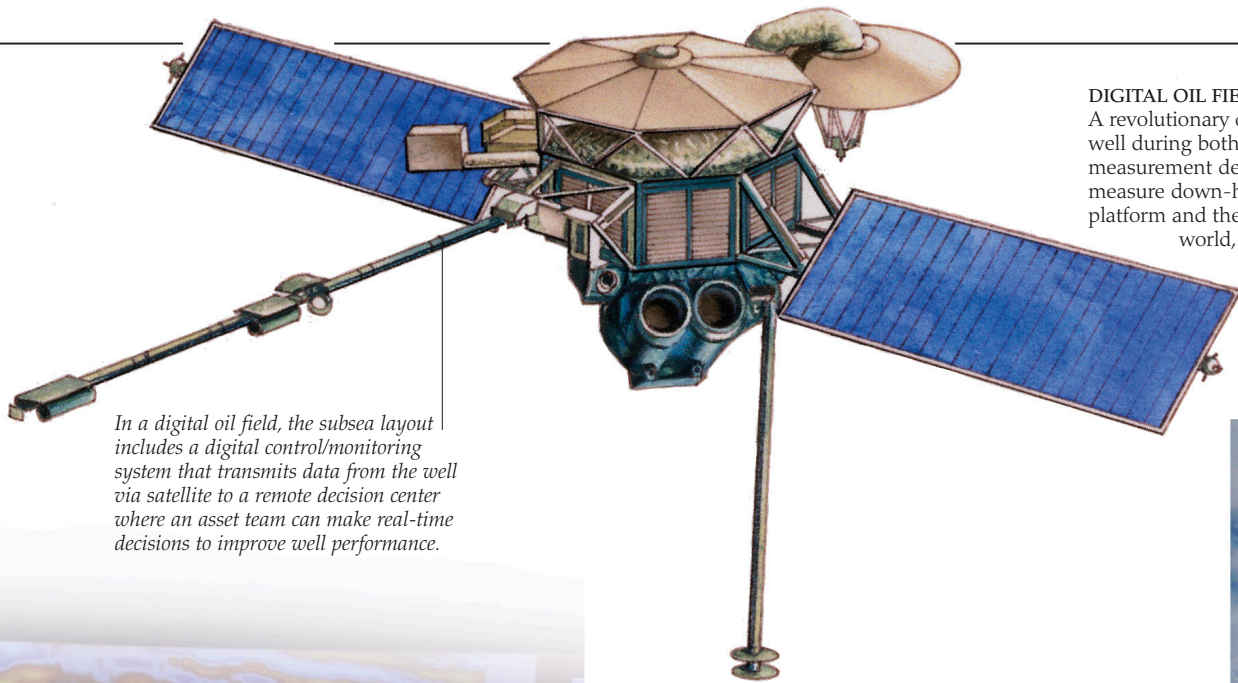
DRILLING ACCURACY

Multiple wells can now be drilled from a single platform with astonishing accuracy. An engineer sitting in a control room in Houston can electronically steer a drillbit from a platform off the coast of Africa. Technological advances have greatly improved drilling success and have meant fewer wells need to be drilled to produce an equal, or greater, volume of oil. The cost-savings are enormous, since a single misplaced well can cost upwards of \$100 million or more offshore.

GETTING MORE OUT

Typically, oil companies can only produce one barrel for every three that they find. Two are left behind because they are too hard to pump out or because it would cost too much to do so. Using, or conserving, these remaining resources represents a tremendous opportunity. Now, 4-D seismic monitoring has added the dimension of time, taking snapshots of a reservoir over time so changes in a reservoir during production can be viewed. New technology such as 4-D seismic monitoring will help get even more out of the ground, boosting oil reserves and production.






In a digital oil field, the subsea layout includes a digital control/monitoring system that transmits data from the well via satellite to a remote decision center where an asset team can make real-time decisions to improve well performance.

DIGITAL OIL FIELD

A revolutionary development is real-time monitoring of what's going on in the well during both drilling and production. Smart drilling systems have sensors and measurement devices on the drill string near the drill bit that allow drillers to measure down-hole conditions in real time. Data is streamed back to the drilling platform and then beamed back to a team at the home office anywhere in the world, allowing them to make changes to the drilling program moment-by-moment. These sensing devices must be very tough to withstand the shocks and extreme conditions of drilling. Likewise, smart producing wells are similarly monitored, modeled, controlled, and reconfigured from remote locations.



NANOTECHNOLOGY

Nanotechnology creates and manipulates matter at the molecular level that makes it possible to create materials with improved properties, such as being both lightweight and having ultrahigh strength, and greater capabilities such as in electrical and heat conductivity. Many applications are possible for the energy industry. An advanced fluid mixed with nanosized particles and superfine powder is being researched that significantly improves drilling speed. Silicon carbide, a ceramic powder, could be made in nano size, yielding exceptionally hard materials that can contribute to harder, more wear-resistant and more durable drilling equipment. In the future, the industry may use nanoscale sensors for probing properties deep in the reservoir. The oil industry already uses nanoscale catalysts for refining petroleum, and nanoparticles with unique catalytic capabilities are being researched to more effectively and efficiently refine thick, gooey oil sands into highly refined oil.

SEEING IN 3-D

A team of geologists and geophysicists, together with reservoir, production, and drilling engineers, as well as business partners, can be immersed in a common 3-D visual environment. With a click of the mouse they can explore massive geologic formations, grab a block of rock, and zoom into it to see what it may hold. The journey is played out on a giant curved computer screen powered by a bank of high-end computers and graphics software that would make a video gamer jealous. Wireless and satellite data expand the ability for global collaboration, allowing a team in the office and a team on a platform to share data and act on complex technical information together.



DRILLING ON MARS

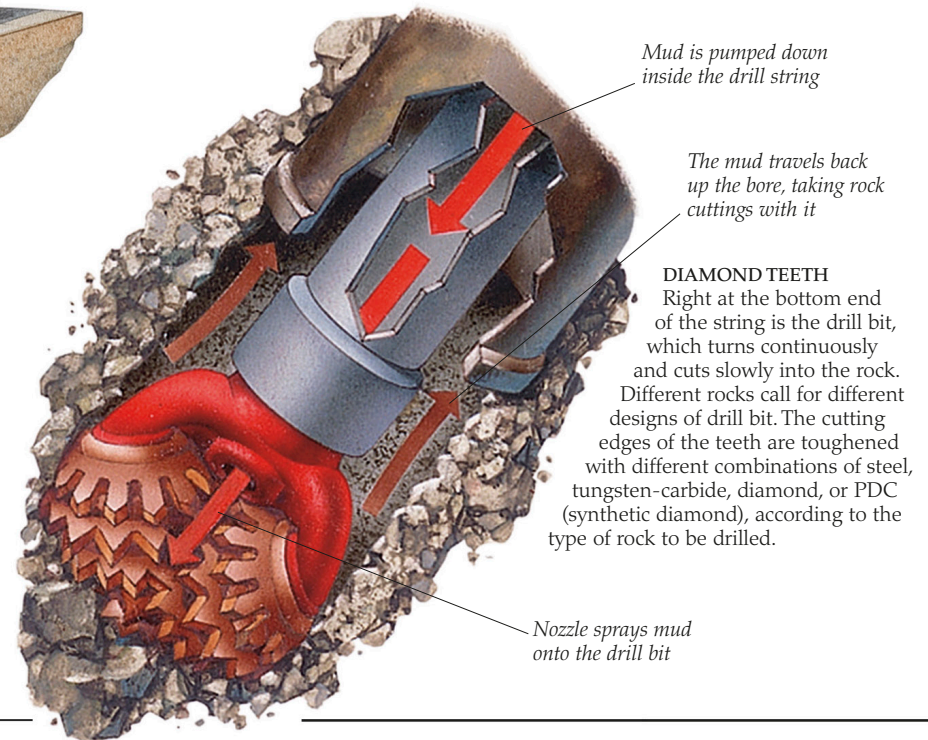
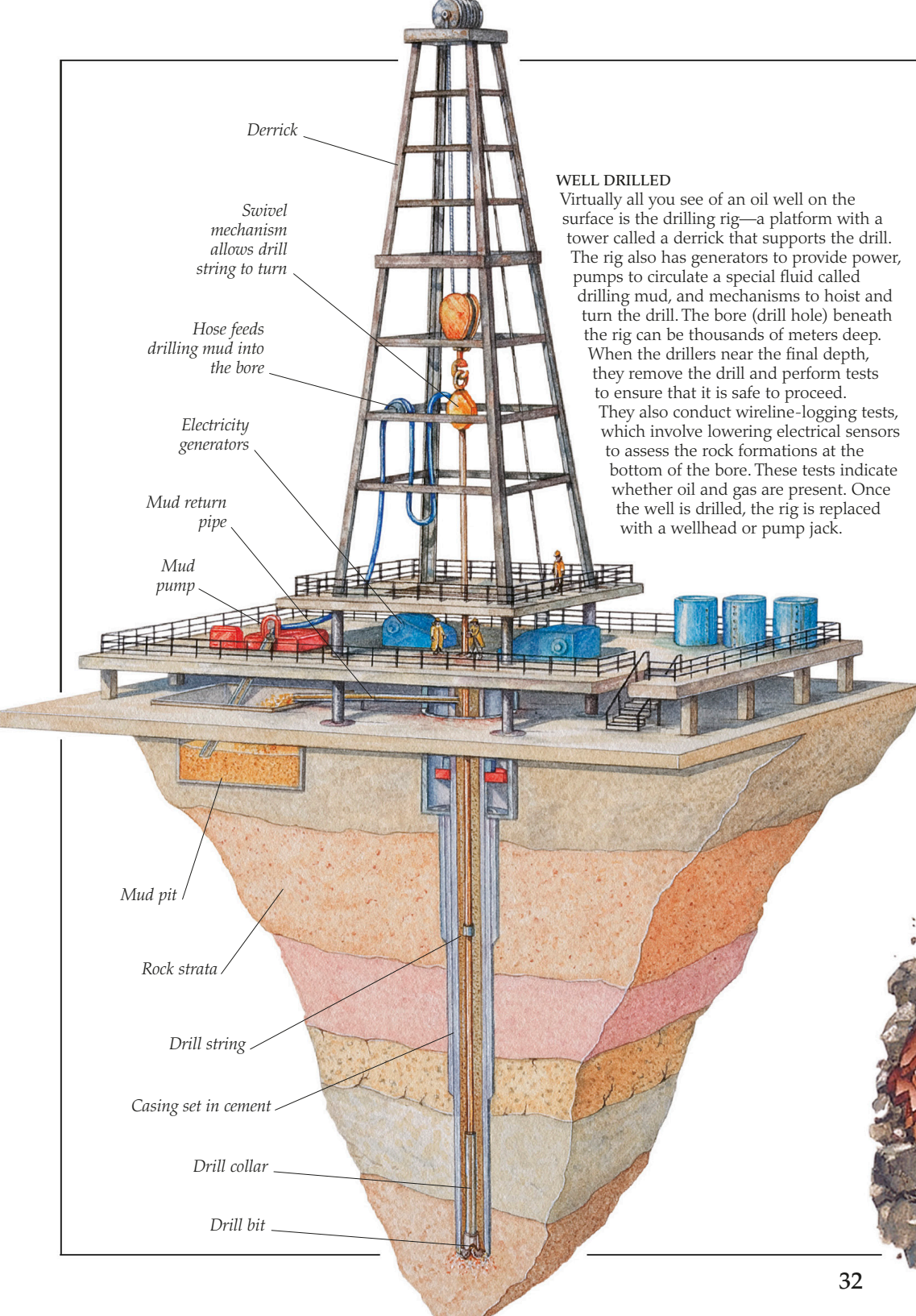
Many of the technological developments in the oil and gas industry have found applications in other high-tech fields, including the space program. NASA is using petroleum drilling technology in its program to explore Mars. NASA is currently running five separate projects using drilling machines designed to be used in unmanned planetary space expeditions. The drilling machines are controlled by artificial intelligence and designed to drill into ice layers and permafrost that are similar to the imagined subsurface in Martian polar regions.

Getting the oil out

LOCATING A SUITABLE SITE for drilling is just the first step in extracting oil. Before drilling can begin, companies must make sure that they have the legal right to drill, and that the impact of drilling on the environment is acceptable. This can take years. Once they finally have the go ahead, drilling begins. The exact procedure varies, but the idea is first to drill down to just above where the oil is located. Then they insert a casing of steel and cement it into the newly drilled hole to make it stronger. Next, they make little holes in the casing near the bottom, which will let oil in, and top the well with a special assembly of control and safety valves called a "Christmas tree." Finally, they may send down acid or pressurized sand to break through the last layer of rock and start the oil flowing into the well.

WELL DRILLED

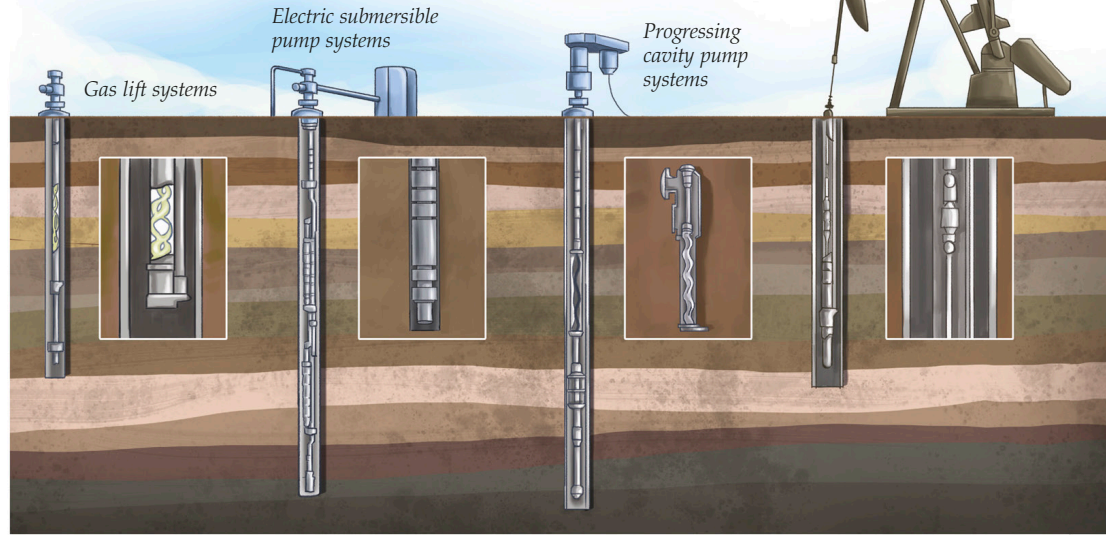
Virtually all you see of an oil well on the surface is the drilling rig—a platform with a tower called a derrick that supports the drill. The rig also has generators to provide power, pumps to circulate a special fluid called drilling mud, and mechanisms to hoist and turn the drill. The bore (drill hole) beneath the rig can be thousands of meters deep. When the drillers near the final depth, they remove the drill and perform tests to ensure that it is safe to proceed. They also conduct wireline-logging tests, which involve lowering electrical sensors to assess the rock formations at the bottom of the bore. These tests indicate whether oil and gas are present. Once the well is drilled, the rig is replaced with a wellhead or pump jack.



GIVE IT A LIFT

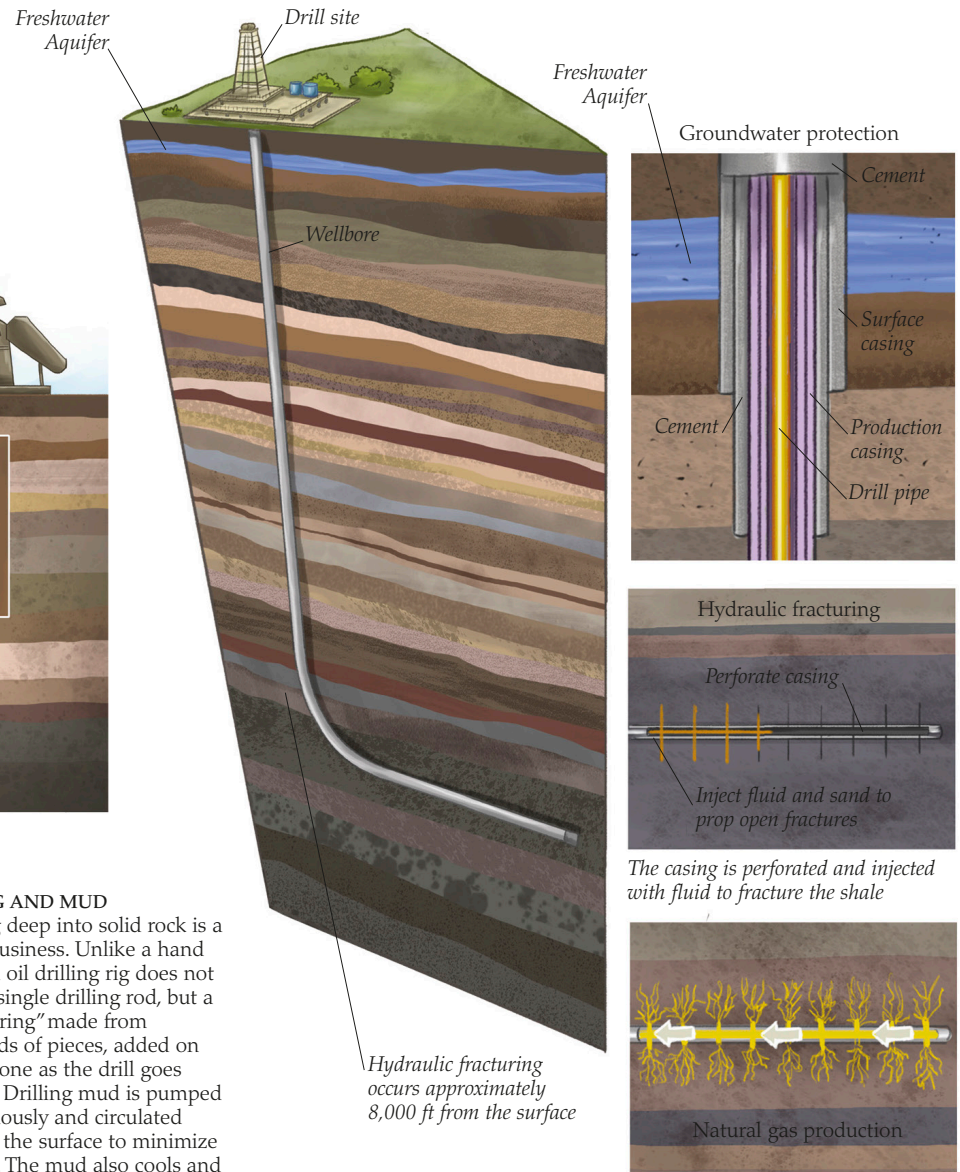
Of the roughly 1 million productive oil and gas wells, about 5 percent flow naturally. The rest use a machine or pump to provide artificial lift to retrieve the oil and gas from the ground. A liquid-producing reservoir has a reservoir pressure: a level of energy that will force fluid (liquid, gas, or both) to areas of lower energy. The principle is similar to water flow in underground pipes. When the pressure inside a production well falls below the reservoir pressure, the well fills back up, like opening a valve in a water system. The deeper the well, or the denser the fluid, the greater the pressure needed to lift the product to the surface.

There are several methods to achieve artificial lift, the two main categories of artificial lift include pumping systems and gas lifts.



STRING AND MUD

Drilling deep into solid rock is a tricky business. Unlike a hand drill, an oil drilling rig does not have a single drilling rod, but a long "string" made from hundreds of pieces, added on one by one as the drill goes deeper. Drilling mud is pumped continuously and circulated back to the surface to minimize friction. The mud also cools and cleans the drill bit, and carries the "cuttings" (drilled rock fragments) back up to the surface. Traditionally the drill string was built by workers on the drill floor like shown on the left. Increasingly this process has been automated, which is much safer.




Hydraulic fracturing occurs approximately 8,000 ft from the surface

HYDRAULIC FRACTURING
Also known as fracking, hydraulic fracturing injects fluid (primarily water and sand as a proppant) into a wellbore to create cracks in the rock. These cracks enable the natural gas or petroleum to flow more freely. According to the United States Energy Department, up to 95 percent of new wells are hydraulically fractured. This accounts for two-thirds of the total US natural gas and about half of US crude oil production.

Deep sea drilling

SOMETIMES LARGE RESERVES OF OIL are found deep beneath the ocean bed. To get the oil out, huge platforms are built far out at sea to provide a base for drilling rigs that bore right down into the rocks of the seafloor. After processing on the platform, oil is sent ashore via pipelines or held in separate floating storage facilities before being off-loaded into large tankers. Offshore oil rigs are gigantic structures. Many have legs that stretch thousands of feet from the surface to the ocean floor. The Petronius Platform in the Gulf of Mexico, for example, is one of the world's tallest free-standing structures, standing some 2,000 ft (610 m) above the seabed, but most of it is underwater. Rigs have to be immensely strong, able to withstand gale-force winds and relentless pounding by huge waves.



ICEBERG TOWING

Significant reserves have been found in "iceberg alley" off the coast of Newfoundland, where winter storms with winds of nearly 100 mph (160 km/h) can produce waves of 90 ft (30 m), and frequent dense fogs can reduce visibility to zero. Oil platforms either can't move or require a great deal of time to move, so the impact of icebergs on their operations is enormous. If a drifting iceberg is forecast to affect oil operations, a powerful tugboat is dispatched to hook up a tow rope and apply force in the desired direction to change the iceberg's course so it passes safely by the platform.



The derrick is a steel tower that allows the stand to be pulled vertically from the hole and stored in the drill


The drill "string" is made from lengths of steel pipe 33 ft (10 m) long, with the drill bit attached to the end

Helicopters carry workers to and from the rig

RIGOROUS MAINTENANCE

Any fault in the structure of an oil rig—such as parts that have come loose or been weakened by rust—could spell disaster. The rig's engineers must maintain their vigilance around the clock, checking the structure over and over again for any signs of problems. Here they are being lowered from the platform to inspect the rig's legs for cracks after a heavy storm.

Cranes hoist supplies from ships up to the platform



Landing pad

Fireproof lifeboats

Oil and gas process equipment



In the event of a fire, fireboats can spray thousands of gallons of water per minute at the flames

Steel jacket to support rig

Production wells

Piles driven into seabed

Pipeline to storage facility and tanker platform



ROUGHNECKS AND ROUSTABOUTS

Even the names of the jobs sound tough! Roustabouts are laborers that keep the drilling area in order. Roughnecks are more skilled workers who work on the drilling rig itself, performing tasks such as adding fresh lengths of pipe to the drill string, as shown here, and repairing the drilling equipment.

A BIT OF A BORE

To reach as much oil as possible, many wells are drilled beneath the platform, one at a time, often branching off in different directions. Some of the strings extend for several miles before they bore into the seafloor. At the bottom of each string is a drill bit, which grinds into the sea-floor rock. It is called a three-cone roller, because it has three whirling, cone-shaped toothed wheels. The spinning wheels exert a crushing pressure on the rock.

PRODUCTION PLATFORM

The heart of any offshore rig is the platform, the part of the structure that is visible above the surface. Scores of people work on the platform night and day, maintaining the rig and operating the drills. Depending on the circumstances, the platform may be fixed to the ocean floor, may consist of an artificial island, or may float. When the rig is in full production, a more permanent structure is required. The rig is partially built on shore, then floated out to sea in sections and secured to the ocean bed by steel or concrete piles before assembly is complete.

Cones of drill bit bite into rock as they rotate



SUBMARINE REPAIRS

Every oil rig has a team of highly skilled divers permanently on call. Divers are essential, not only during the erection of the rig, but also for monitoring the state of the underwater structure, pipes, and cables, and making repairs where necessary. In deeper waters, remotely operated vehicles (ROVs) are used for connections and repairs.



Deepwater technology

THE FIRST OFFSHORE WELL out of the sight of land was drilled in 1947 in 15 feet (4.5 m) of water. Just 30 years ago, deepwater operations meant exploring water depths up to 500 feet (152 m). Today, deepwater refers to a well up to 7,000 feet (2,134 m) of water, with ultra-deepwater drilling occurring in water depths up to 12,000 feet (3,658 m). A major new oil or gas floating production platform can cost billions of dollars and take up to three years to complete. Most of today's exploration is in frontier, deepwater, and ultra-deepwater areas. The challenges that have been overcome—and those that remain—in the exploitation of deepwater and ultra-deepwater reserves can be more daunting than the challenges of exploring space.

ENGINEERING UNDERWATER

Deepwater oil and gas production platforms—indeed, all platforms—support the equipment necessary to separate the oil, gas, water, and solids that are produced from the wells. The platforms also are where the oil and gas are cleaned prior to transportation to a refinery or gas processing plant. Think of them as very large structures with small refineries atop. They are expensive to build, transport, and install.

Much of the equipment for producing the oil and gas in deep water is placed on the seabed. Subsea installations must withstand long-term exposure to seawater and extreme pressures over their lifespan of 20 years or more—safe and reliable operations are essential, and maintenance is costly and difficult. New technology is now available to process and separate the oil, gas, and water streams on the seafloor, thus avoiding the need for a processing platform. All of this subsea technology can be monitored and controlled in real time from an onshore facility. Getting the produced fluids from the seafloor to the shore requires an extensive network of pipelines and subsea boosting pumps, which have to pump the oil and gas for many miles.

UNDERWATER ROBOTS (ROVs)

There has been an incredible evolution in the ability of people to work underwater, from the diving "helmets" developed in the mid-16th century to today's underwater robots. "Remotely operated vehicles" (ROVs) repair and install the subsea systems. These underwater devices are similar to the rovers used in space exploration. Subsea ROVs are operated remotely by a worker on a nearby platform or vessel. An umbilical, or tether, carries power and command and control signals to the vehicle, and relays the status and sensory data back to the operator topside. ROVs can vary in size from small vehicles fitted with one TV camera to complex work systems that can have several dexterous manipulators, video cameras, mechanical tools, and other equipment. They are generally free-flying, but some are bottom-founded on tracks.



ALL ABOARD

At the heart of offshore exploration and production are the thousands of men and women working and living offshore. They generally work in rotations of one or two weeks on, and one or two weeks off. The workers are moved offshore and back by a fleet of modern helicopters. While offshore, these professionals generally work in 12-hour shifts, working the drilling rig or monitoring, testing, and adjusting the producing wells. Many offshore platforms contain all the comforts of a high-class hotel, including libraries, exercise facilities, movie theaters, medical facilities, and a host of other entertainment and health options. At least one North Sea platform has a chapter of the British bird watching society that actively catalogs and studies the numerous birds that use platforms as resting places during migration. In the Gulf of Mexico some offshore workers study the migratory habits of the Monarch butterfly, a regular offshore visitor during its migratory season.




FLOATING PRODUCTION VESSELS

Bringing oil from the deepwater to market is also a challenge. In addition to pipelines, floating production, storage, and offloading vessels (or FPSOs) can be used in deepwater where traditional platforms are not viable. FPSOs resemble giant oil tankers, but they are equipped with separation equipment like traditional platforms. The massive vessels can then hold the oil until shuttling tankers arrive to offload the product.

WORKING WITH SCIENTISTS


Collaborating closely with key players in the oil and gas industry, the “Scientific and Environmental ROV Partnership using Existing Industrial Technology” (SERPENT) project aims to make cutting-edge ROV technology and drillships more accessible to the world’s science community.

Photo: SERPENT Project



NORTH SEA CHRISTMAS TREE

One of Norway’s largest industrial developments, the Ormen Lange field, was developed without any platforms. Instead, 24 subsea wells pump the natural gas to a processing facility on the west coast of Norway before it is transported to the east coast of England by an almost 750-mile subsea export pipeline—one of the longest in the world. All the installations are at sea depths of 2,500 to 3,400 feet (762 to 1,035 m). Ormen Lange has a total of 14 underwater Christmas trees. An oil industry Christmas tree, originally called a crosstree, X-tree, or XT, is a module that sits on top of the well head in an oil or gas well, which contains valves for testing and servicing, safety systems for shutting down, and an array of monitoring instruments. Weighing 65 tons, they are twice the size of other Christmas trees commonly used in offshore installations. Gas from the Ormen Lange field provides up to 20 percent of Britain’s gas demand.



GOING DEEPER

Deepwater oil exploration begins on the ocean surface with a fleet of seismic vessels.

The boats use long cables to send energy impulses through the water and sea bottom where they reflect off the rocks below at different velocities. Recording and studying the reflections give geophysicists a picture of the rock formations below the surface.

Seismic only identifies formations where hydrocarbons might be trapped—it does not find oil and gas. After the seismic has been analyzed and potential oil and gas-bearing formations identified, exploration drilling begins in order to determine what is in the target formations. New drilling ships and semi-submersible drilling rigs enable drillers to work at far greater depths than more conventional platforms that rest on the ocean floor. These ships use dynamic-positioning technology that continually accesses global positioning satellites to keep the vessel in the correct location.



Piped oil

IN THE EARLY DAYS OF THE OIL INDUSTRY, oil was carted laboriously away from oil wells in wooden barrels. The oil companies soon realized that the best way to move oil was to pump it through pipes. Today there are vast networks of pipelines around the world, both on land and under the sea. The United States alone has about 190,000 miles (305,000 km) of oil pipes. The pipelines carry an array of different oil products, from gasoline to jet fuel, sometimes in “batches” within the same pipe separated by special plugs. Largest of all are the “trunk” pipelines that take crude oil from producing regions to refineries or ports. Some are up to 48 in (122 cm) in diameter and over 1,000 miles (1,600 km) long. Trunk lines are fed by smaller “gathering” lines that carry oil from individual wells.



Aerogel is such a good insulator that just a thin layer is enough to block the heat of this flame and stop the matches from igniting.

KEEPING IT WARM

If oil gets too cold, it becomes thicker and more difficult to pump through pipelines. Because of this, many pipes in colder parts of the world and under the sea are insulated with aerogel. Created from a spongelike jelly of silica and carbon, aerogel is the world’s lightest material, made of 99 percent air. All this air makes aerogel a remarkably good insulator.



CLEVER PIGS

Pigging refers to the practice of using devices known as pigs or scrapers to clean and inspect the pipeline. The pigs get their name because early models made squealing noises as they moved through the pipes. A “smart” pig is a robot inspection unit with a sophisticated array of sensors. Propelled by the oil, the smart pig glides for hundreds of miles, monitoring every square inch of the pipe for defects such as corrosion.



PIPELINE CONSTRUCTION

Building an oil pipeline involves joining tens of thousands of sections of steel piping. Each joint has to be expertly welded to prevent leakage. Construction is often relatively quick, since all the sections are prefabricated, but planning the pipeline’s route and getting the agreement of all the people affected by it can take many years.



THE POLITICS OF PIPELINE ROUTES

Pipelines cross national frontiers. Seeking access to the Caspian Sea oil fields to boost their oil supplies, European nations backed the Baku-Tbilisi-Ceyhan (BTC) pipeline. This runs 1,104 miles (1,776 km) from Azerbaijan to the Mediterranean coast of Turkey via Georgia. Here the leaders of Georgia, Azerbaijan, and Turkey pose at the pipeline’s completion in 2006.




PIPELINES AND PEOPLE

Some pipelines are built through poor and environmentally sensitive regions, as seen here in Sumatra, Indonesia. Many poor people living alongside the pipeline have little access to the benefits of the energy provided. Vandalism and misuse of the pipelines can cause dangerous situations if structures are not properly secured.

OIL ON TAP

Completed in 1977, the Trans-Alaska Pipeline System (TAPS) stretches for over 800 miles (1,280 km) across Alaska. It carries crude oil from producing regions in the north to the port of Valdez in the south, from where the oil is shipped around the world. Arctic conditions and the need to cross mountain ranges and large rivers presented huge challenges to the construction engineers. Most US pipelines are subterranean, but much of the TAPS had to be built above ground because the soil in parts of Alaska is permafrost (permanently frozen) and environmentally sensitive.



GUARDING THE PIPELINES

Oil supplies carried by pipelines are so vital that they may become targets for terrorists, or wars, in politically unstable regions. To guard against terrorism, oil pipelines in some places are watched over by armed guards, or from the air by surveillance drones. However, many pipelines are too vast to patrol along their entire length.



QUAKE RISK

Although pipelines are designed to withstand small earthquakes, scientists constantly monitor the ground for tremors along some parts of oil pipelines, since a strong earthquake could crack or break the pipes. This pipe was bent in a quake in Parkfield, California, which sits on the famous San Andreas Fault, where two plates of Earth's crust slide past one another.




Oil on the ocean

DAY AND NIGHT, some 4,200 oil tankers ply the world's oceans, transporting oil to wherever it is wanted. Mostly they transport crude oil, but sometimes they carry refined products, and these need special handling—bitumen, for example, must be heated to over 250°F (120°C) for loading. The quantity of oil moved by the tankers is vast. Around 2 billion tons (1.8 billion metric tons) of oil is shipped in a year, which is roughly 14.6 billion barrels. The largest tankers have a capacity of up to 3 million barrels. That is more than the daily consumption of South Korea, or the United Kingdom, and about one-seventh of the daily oil usage in the United States—about 20 million barrels—transported in just one ship. Modern double-hulled tanker designs and navigation systems mean that most of this oil is carried across the ocean safely. When an accident does happen, oil may spill into the sea. The consequences can be environmentally devastating, but fortunately major tanker accidents leading to oil spills are rare.


The tanker's small crew mostly lives and works in the deck house at the rear

FIRST AFLOAT
Back in 1861, the American sailing ship *Elizabeth Watts* carried 240 kegs of oil from Philadelphia to England.

But carrying such a flammable substance in wooden kegs in a wooden ship was a hazardous business. Then, in 1884, British shipbuilders custom-built the steel-hulled steamship *Glückauf* (right), which held the oil in steel tanks. This was the first modern oil tanker.



SUPERTANKER
The largest oil tankers, known as supertankers, are by far the world's biggest ships. They typically weigh over 330,000 tons (300,000 metric tons) empty and one vessel can carry two million barrels of oil, worth hundreds of millions of dollars. Amazingly, these monster ships are so automated that they only need a crew of about 30. The vast size of supertankers means that they can take 6 miles (10 km) to stop, and need up to 2.5 miles (4 km) to turn. In the oil business, supertankers are called Ultra Large Crude Carriers (ULCCs). Very Large Crude Carriers (VLCCs) are not as large, but these tankers still weigh more than 220,000 tons (200,000 metric tons).



GIANTS OF THE OCEAN
Supertankers are gigantic vessels. Some are even longer than the Empire State Building laid on its side. The largest (to date) was the *Knock Nevis* (previously called *Seawise Giant* and *Jahre Viking*), which was 1,503 ft (458 m) long and carried over 4 million barrels of crude oil fully laden. Launched in 1979, it was scrapped in 2010.

The interior of the hull is divided into several separate tanks to minimize the amount of oil lost if the hull is pierced

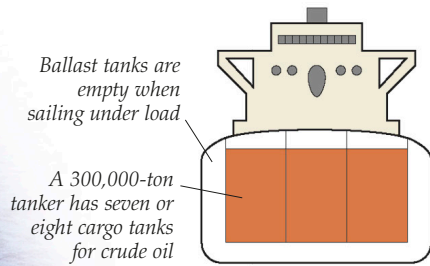
The bulk of the cargo of oil is carried below the waterline for stability





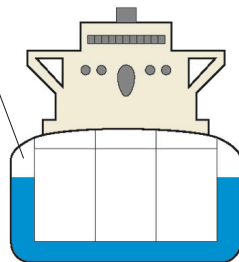
DOUBLE HULLS FOR DOUBLE SAFETY

All large new tankers are now required by law to have a double hull, with a second hull inside the outer hull to give extra security against oil leaks if the ship is damaged. The 6–10 ft (2–3 m) gap between the hulls can also be filled with water to make up for the vast drop in weight (and stability) when the tanker is sailing empty of oil.



Sailing under load

When sailing empty, the tanker takes on about 100,000 tons of seawater as ballast



Sailing empty

NATURAL SEEPS

Although we think of oil spills as caused by tankers, natural seepage accounts for as much as one half of the oil that enters the coastal environment. Marine transportation is responsible for 33 percent of worldwide petroleum inputs, and only 3 percent of inputs in North American waters. Municipal and industrial waste accounts for 12 percent of worldwide petroleum inputs in the ocean, and 22 percent of petroleum inputs in North American marine waters.



Onshore storage tanks

OIL TERMINAL

After its long sea voyage, a tanker arrives at an oil terminal. Supertankers need water at least 65 ft (20 m) deep, so there is a limited number of suitable sites for oil terminals. The piers where the tankers moor are sometimes built so far out from the shore that dockers and crews have to drive to and from the ship. In the future, some terminals may be built as artificial “sea islands” in deep water, from which oil is piped ashore.



Arm connects to manifold (oil outlet) on top of tanker

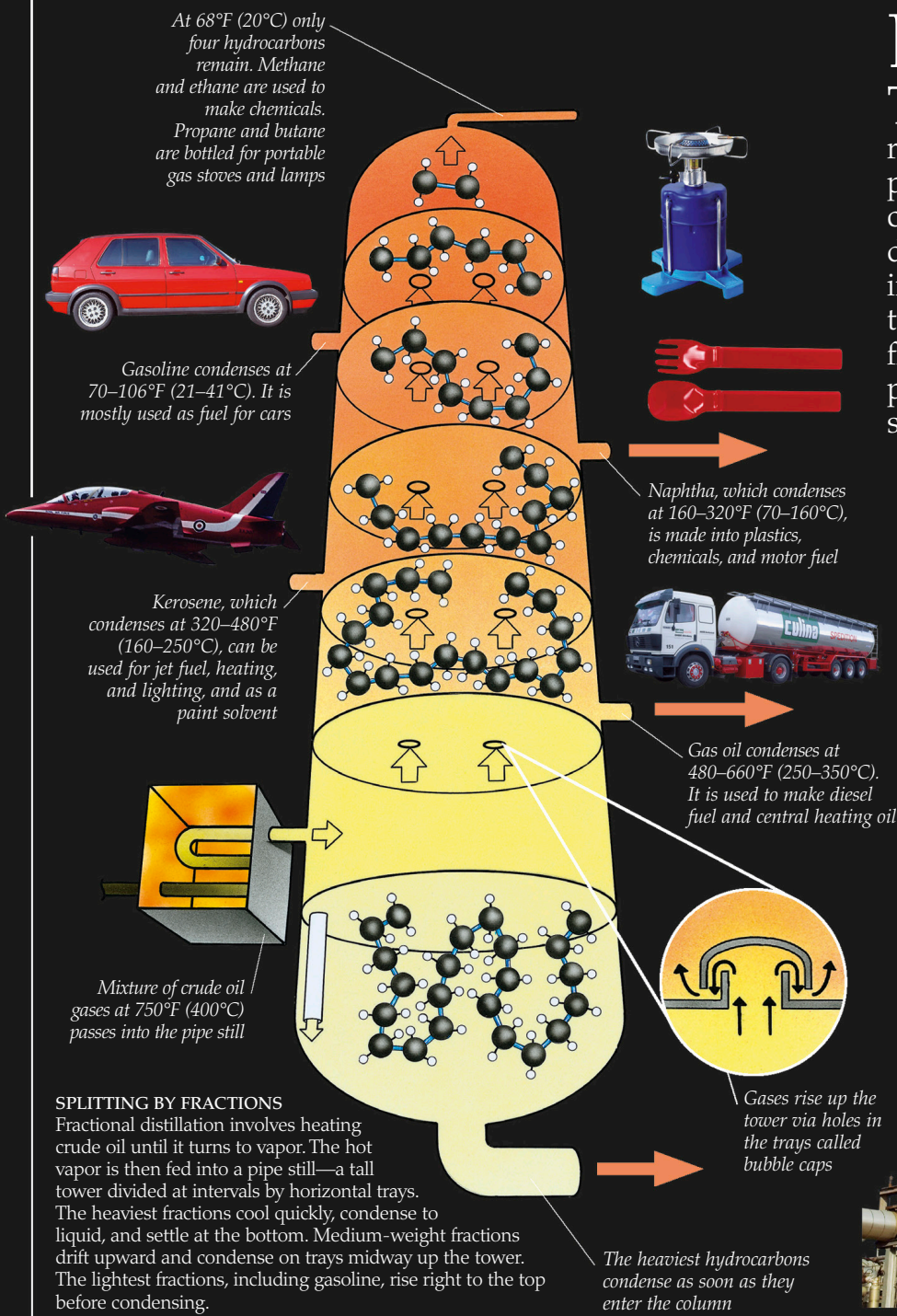
Articulated-arm discharge system

PUMPING OIL

To get oil off the tanker, long, articulated (jointed) arms swing into place. The arms are computer-controlled to enable them to hook up exactly with the oil outlet on the tanker’s deck, known as the manifold. All the ship’s oil tanks are connected to the manifold via valves and pipes. Once the arms are securely connected to the manifold, a pump called a deepwell cargo pump begins to pump the oil out.

Refining oil

TO TURN IT INTO USABLE FORMS, crude oil is processed at an oil refinery. Here, crude oil is separated into different components to produce gasoline and hundreds of other products, from jet fuel to central heating oil. Refining involves a combination of “fractional distillation” and “cracking.” Fractional distillation separates out the ingredients of oil into “fractions,” such as light oil or heavy oil, using their different densities and boiling points. Cracking splits the fractions further into products such as gasoline by using heat and pressure to “crack” heavy, long-chain hydrocarbon molecules into shorter, lighter ones.



SPLITTING BY FRACTIONS

Fractional distillation involves heating crude oil until it turns to vapor. The hot vapor is then fed into a pipe still—a tall tower divided at intervals by horizontal trays. The heaviest fractions cool quickly, condense to liquid, and settle at the bottom. Medium-weight fractions drift upward and condense on trays midway up the tower. The lightest fractions, including gasoline, rise right to the top before condensing.

STILL GOING

The temperature in a pipe still is carefully controlled. It gradually decreases with height, so that each tray is slightly cooler than the one below. Pipes exit the still at different levels to take away the different fractions as they condense or settle on the trays. Light fuels, such as propane, are removed at the top. The very heaviest fraction, the “residuum,” is drawn off at the bottom. The pipes carry any fractions that need further processing on to the next refining stage.



OIL IN STORE

When crude oil arrives from the oil fields by pipeline or ship, it is stored in giant tanks ready for processing. Oil volume is usually measured in “barrels,” with one barrel equaling 42 gallons (159 liters). A typical large oil refinery can hold about 12 million barrels of crude oil in its tanks—enough to supply the whole of the United States with oil for about three-quarters of a day.





FLEXICOKER

Early refineries were able to use only a small proportion of crude oil. Just one-quarter of each barrel, for example, could be turned into gasoline. Today, over half is made into gasoline, and most of the rest can be made into useful products, too. Flexicokers can convert previously wasted residuum into lighter products such as diesel. At the end of the process, an almost pure-carbon residue called coke is left, which is sold as solid fuel.

REFINERY COMPLEX

A typical refinery, like this one at Jubail in Saudi Arabia, is a gigantic complex of pipework and tanks covering an area the size of several hundred football fields. The pipe still is the large tower on the far left of the picture below. Big refineries operate around the clock, 365 days a year, employing some 1,000–2,000 people. The workers mostly regulate activities from inside control rooms. Outside, refineries are surprisingly quiet, with just the low hum of heavy machinery.

CRACKING TIME

Some fractions emerge from the pipe still ready for use. Others must be fed into bullet-shaped crackers like these. While some gasoline is produced by pipe stills, most is made in crackers from heavy fractions using a process known as “cat cracking.” This relies on intense heat (about 1,000°F/ 538°C) and the presence of a powder called a catalyst (the cat). The catalyst accelerates the chemical reactions that split up the hydrocarbons.





A RANGE OF USES

Oil-burners revolutionized heating in the home when they were introduced in the 1920s. Before then, heat came from open, smoky fires that needed constant attention and big stores of coal or wood. Oil-burning ranges like the one above combined cooking with heating. They could also be used to provide hot water.

Energy and transportation


OIL IS THE WORLD'S top energy source, and over 75 percent of all the oil produced is used to provide energy to keep the world moving. Oil's energy is unlocked by burning it, which is why it can only ever be used once. A little is burned to provide heat for homes. A lot is burned to create steam to turn turbines and generate electricity. But most is burned in engines in the form of gas, diesel, maritime fuel oil, and aviation fuel for transportation. It takes 34 million barrels of oil each day to keep all our cars and trucks, trains, ships, and aircraft on the move.

Modern plug-in electric car



BURNING INSIDE

Most cars are powered by internal combustion engines, so named because they burn gas inside. Gas vapor is fed into each of the engine's cylinders and then squeezed, or compressed, by a rising piston. Squeezing makes the vapor so warm that it is easily ignited by an electrical spark. The vapor burns rapidly and expands, thrusting the piston back down. As each piston descends, it drives a crankshaft around, which turns the car's wheels via shafts and gears.



TWO ENGINES IN ONE
To reduce fuel use and pollution, car makers have introduced "hybrid" cars that have both a gas engine and an electric motor. The engine starts the car and charges a battery. The battery then powers an electric motor, which takes over from the engine. Some cars are entirely battery-powered. Electric vehicles can be charged at home or at charging points at filling stations, shopping malls, and other places.



Source: California Energy Commission



OIL-SHAPED LIVES

Fueled by oil, the car has allowed cities to spread out as never before, with sprawling suburbs like this. The houses can be spacious and yards big, but the downside is that stores and workplaces may be so far away that it is difficult to live in suburbia without a car.

Most suburbs do not have public transportation



HEAVY HAULAGE

Most cars run on gasoline. Trucks and buses, however, run mostly on thicker diesel oil. Diesel engines do not need a spark. Instead, the pistons compress the air in the cylinders so hard and warm it so much that when diesel fuel is squirted into the cylinders, it ignites instantly. Diesel engines burn less oil than gasoline engines and are cheaper to run, but they have to be heavier and more robust to take the extra compression. This makes them slower to speed up than gas engines.



F1 cars typically only travel 2 miles per gallon (0.4 km per liter) of fuel.

RACING FUEL


By varying the proportions of the different hydrocarbons and adding extra components, oil companies can tailor fuel to suit different engines. Racing regulations ensure that Formula One cars use a fuel similar to that used by production cars, but it is a volatile version that gives high performance. Racing fuel is hugely uneconomical and places too much stress on the engine for everyday use.

Fuel is stored in tanks in the wings

FUEL FOR FLYING

About three-quarters of all the oil used for transportation is burned by road vehicles, but an increasing proportion is consumed by aircraft. A large airliner can burn more than 20,000 gallons (77,000 liters) of jet fuel on a flight from Washington, D.C., to San Francisco. Jet fuel is slightly different from gasoline, having a higher "flash point" (ignition temperature). This makes jet fuel much safer to transport than gas.





Materials from oil

OIL IS NOT JUST A SOURCE OF ENERGY—it is also a remarkable raw material. Its rich mix of hydrocarbons can be processed to give useful substances known as petrochemicals. Processing usually alters the hydrocarbons so completely that it is hard to recognize the oil origins of petrochemical products. An amazing range of materials and objects can be made from petrochemicals, from plastics to perfumes and bed sheets. We use many oil products as synthetic alternatives to natural materials, including synthetic rubbers instead of natural rubber, and detergents instead of soap. But oil also gives us entirely new, unique materials such as nylon.

COMING CLEAN

Most detergents are based on petrochemicals. Water alone will not remove greasy dirt from surfaces, since it is repelled by oil and grease. Detergents work because they contain chemicals called surface active agents, or surfactants, which are attracted to both grease and water. They cling to dirt and loosen it, so that it can be removed during washing.

Oil in lipstick acts as a lubricant



Lipstick

Eyeliner

LOOKING GOOD
Lipstick, eyeliner, mascara, moisturizer, and hair dye are just some of the many beauty products that are based on petrochemicals. For example, most skin lotions use petroleum jelly—a waxy, kerosenelike material made from oil—as a key ingredient. Some brands advertise their lines as “petroleum-free” if they do not contain oil products.

Grass grown with the aid of fertilizers made from petrochemicals

LIVING WITH PETROLEUM
To show just how many ways we use oil, this American family was asked to pose outside their home with all the things in their house that are made from oil-based materials. In fact, they had to almost empty their home, since there were remarkably few things that did not involve oil. In addition to countless plastic objects, there were drugs from the bathroom, cleaning materials from the kitchen, clothes made from synthetic fibers, cosmetics, glues, clothes dyes, footwear, and much more.





Plastic molding for radios, TVs, and computers (polystyrene)

Foam cushions (polyurethane)

Durable playthings (PVC and HDPE)

Plastic safety windows (PVC)

Food storage boxes (polythene)

Lightweight eyeglass lenses (polycarbonate)

Shatterproof containers (polycarbonate)

Hot-water bottle (synthetic rubber)

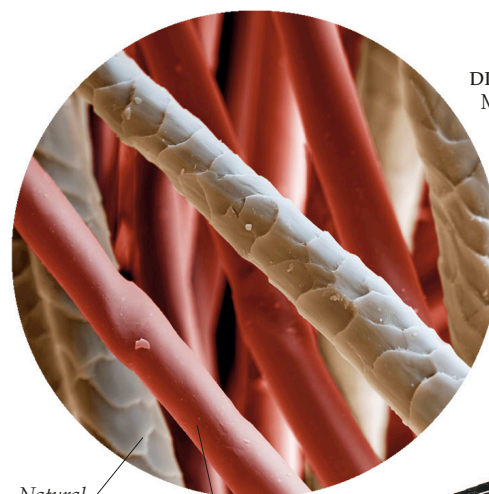
COLORFUL CANDLE
Candles can be made from beeswax and other natural waxes, but most cheap candles are made from paraffin wax. To produce this odorless wax, oil is filtered through clay and treated with sulfuric acid. Color can be added to make the candles more attractive. Paraffin wax is also used in polishes, crayons, and many other products.

Paraffin-wax candle



FEELING BETTER
From the very earliest days, oil was known for its supposed medicinal qualities. In the Middle Ages, it was used for treating skin diseases. Now it is a source of some of our most important drugs, such as steroids and the painkiller aspirin, both of which are hydrocarbons.

Aspirin



Natural wool fiber

Synthetic acrylic fiber

DRESSING UP

Molecules in petrochemicals can be linked together to create a huge range of synthetic fibers, such as nylon, polyester, and spandex each with its own special qualities. This microscopic picture shows how smooth acrylic fiber (red) is compared to sheep's wool (cream), because its fiber strands have no rough edges for water drops to cling to.

READING OIL

As you read this book and look at the pictures, you are looking at oil. This is because printing ink is made from tiny colored particles (pigment) suspended in a special liquid called a solvent. The solvent is usually a kerosenelike liquid distilled from crude oil. Paints and nail polishes also use petroleum-based solvents as pigment-carriers.



Plastics and polymers

PLASTICS PLAY an incredibly important part in the modern world. They find their way into our homes in many different ways and forms, from boxes used to keep food fresh to TV remote controls. Plastics are essentially materials that can be heated and molded into almost any shape. They have this quality because they are made from incredibly long, chainlike molecules called polymers. Some plastic polymers are entirely natural, such as horn and amber. But nearly all the polymers we use today are artificially made, and the majority of them are produced from oil and natural gas. Scientists are able to use the hydrocarbons in oil to create an increasing variety of polymers—not only for plastics, but also to make synthetic fibers and other materials.

Each ethene monomer in the chain has two hydrogen atoms (white) and two carbon atoms (black)

MAKING POLYMERS

Polymers are long-chain molecules made up of smaller molecules called monomers. Polyethylene, for example, is a plastic polymer made from 50,000 molecules of a simple hydrocarbon monomer called ethene. Scientists make the ethene monomers join together in a chemical reaction known as polymerization. Worldwide, more than 80 million tons of polyethylene are produced each year.

Polyethylene polymer



18th-century tortoiseshell snuff box

NATURAL POLYMERS

In the past, people made buttons, handles, combs, and boxes from natural polymers such as shellac (secretions of the lac insect) and tortoiseshell (mostly the shells of hawksbill turtles). A tortoiseshell box like this was made by heating and melting the tortoiseshell, and then letting it cool and solidify in a mold.



Bakelite telephone

EARLY PLASTIC

The first semisynthetic plastic, called Parkesine, was created by Alexander Parkes (1813–90) in 1861. It was made by modifying cellulose, the natural polymer found in cotton. The age of modern plastics began in 1907, when Leo Baekeland (1863–1944) discovered how to make new polymers using chemical reactions. His revolutionary polymer, called Bakelite, was made by reacting phenol and formaldehyde under heat and pressure. Bakelite had many uses, from aircraft propellers to jewelry and door knobs, but its greatest success was as a casing for electrical goods, since it was an excellent electrical insulator.



POLYETHYLENE

Tough yet soft and flexible, polyethylene is one of the most versatile and widely used of all plastics. First made by the ICI company in 1933, it is also one of the oldest plastics. Most plastic soda bottles are made of polyethylene.



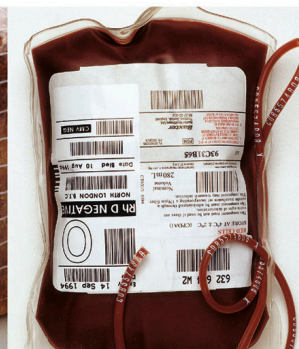
HDPE

There are many kinds of polyethylene, including HDPE (high density polyethylene). HDPE is an especially tough, dense form of polyethylene that is often used to make toys, cups, detergent bottles, and garbage cans.



LDPE

In LDPE (low density polyethylene), the polymers are only loosely packed, making a very light, very flexible plastic. Clear LDPE film is widely used for packaging bread and as a kitchen food-wrap.



PVC

PVC (polyvinyl chloride), one of the hardest plastics, is used for sewer pipes and window frames. When softened by substances called plasticizers, it can be used to make shoes, shampoo bottles, medical blood bags, and much more.




POLYPROPYLENE

A rugged plastic that resists most solvents and acids, polypropylene is often used for medicine and industrial chemical bottles. The use of injection molding means polypropylene can easily be shaped to make household items and automotive parts.



POLYSTYRENE

When molded hard and clear, polystyrene is used to make items such as CD cases. Filled with tiny gas bubbles, it forms the light foam used to package eggs. This foam is also used for disposable coffee cups, because it is a good heat insulator.



Aramid fibers



Kevlar® bulletproof vest

TOUGH THREADS

In 1961, DuPont™ chemist Stephanie Kwolek (1923–2014) discovered how to spin solid fibers from liquid chemicals including hydrocarbons. The resulting fibers, called aramid fibers, are amazingly tough. Aramid fibers such as Kevlar® can be woven together to make a material that is light enough to wear as a jacket, yet tough enough to stop a bullet.



POLYCARBONATE

Being hard to break and capable of withstanding very high temperatures, polycarbonate is becoming increasingly popular in manufacturing. Cell phones, tablets, electric light covers, and sunglass lenses are all typically made with polycarbonate.



CARBON POWER


By embedding fibers of carbon in them, plastics such as polyester can be turned into an incredibly strong, light material called carbon-fiber reinforced plastic (CFRP or CRP). Because it combines plastic and carbon, CRP is described as a composite material. It is ideal for use where high strength and lightness need to be combined, as in the frame of this tennis racket.

COMMON PLASTICS

Hydrocarbons can be linked together in different ways to form hundreds of different types of plastic polymer, each with its own special quality. When polymer strands are held rigidly together, for example, the plastic is stiff like polycarbonate. When the strands can slip easily over one another, the plastic is bendable like polyethylene. So the makers of plastic items can select a plastic that gives just the right qualities for the intended use.


FAST FIBERS

Not all hydrocarbon polymers are plastics. The polymers can also be strung together to make light, strong fibers. Synthetic polymer fibers are used not only to make everyday clothes, but also to produce special items of sportswear. Based on studies of shark skin, this Fastskin® swimsuit is designed to let the swimmer glide through the water with the least resistance.



SOCCKER BUBBLE

Plastic polymers do not have to be hydrocarbons made from oil or natural gas. In fluorocarbon polymers such as Teflon® (used to coat nonstick cooking pans) and ethylene tetrafluoroethylene (ETFE), it is not hydrogen but fluorine that links up with carbon. ETFE can be made into tough, semitransparent sheets, like those shown here covering the futuristic Allianz Arena in Munich, Germany. The stadium glows red when the Bayern Munich soccer team plays at home.



Global oil

OIL HAS MADE INDIVIDUALS WEALTHY, brought huge profits to companies, and transformed poor countries into rich ones. Right from the early days of oil in the 19th century, oil barons made fortunes almost overnight. In Baku, there was Hadji Taghiyev (1823–1924). In the United States, the first oil millionaire was Jonathan Watson (1819–94) of Titusville, Pennsylvania, where Drake drilled the first US oil well (p. 12). Then came the great oil dynasties of John D. Rockefeller (1839–1937) and Edward Harkness (1874–1940), and later the Texas oil millionaires such as Haroldson Hunt (1889–1974) and Jean Paul Getty (1892–1976)—each acclaimed as the richest man in the world.

The Emirates Tower is one of the world's tallest buildings



THE FIRST OIL GIANT


Standard Oil began as a small oil refining company in Cleveland, Ohio, but it quickly grew into the first giant oil company and made the fortunes of Rockefeller and Harkness. In the 1920s and 30s, the company became famous throughout the developed world as Esso, and Esso gas stations like this one in New Jersey became a familiar sight. Now called ExxonMobil, it is the biggest of the investor-owned giant oil companies.

OIL PROSPERITY

Oil wealth has transformed countries such as Saudi Arabia, UAE, and other states along the Persian Gulf. Half a century ago, these were largely countries with few resources where desert nomads lived simply, as they had done for thousands of years. The economies of these countries are now booming, with gleaming modern cities like Dubai in the UAE, known for its warm hospitality and cultural heritage.

OIL CONNECTS THE WORLD

The world's airlines offered nearly 38.1 million scheduled flights in 2018. Airplane makers are researching biofuels for planes, but it's a difficult task because biofuels do not pack the same energy punch that fossil fuels do. An aviation fuel also must remain liquid at the low temperatures that surround an aircraft in flight and biofuels tend to solidify more quickly than their petroleum-derived equivalent. The aim is to reduce pollution and improve energy-efficiency in the jet engines used by most large aircraft.



Waste gas from oil production is burned off or flared

WHO IS THE LARGEST?

ExxonMobil and Wal-Mart have traded spots as number one and two on Forbes Global Fortune 500 list for many years. ExxonMobil is the largest and most profitable investor-owned oil company, but it is not the largest oil company in the world. The top 10 largest oil and gas companies, based on reserves (see table), are national oil companies (NOCs), government-controlled companies. Saudi Aramco is consistently one of the largest oil and gas companies with 270 billion barrels of oil and natural gas reserves, compared with 23 billion for ExxonMobil.

WORLD'S 10 LARGEST OIL AND GAS COMPANIES*	
1.	Petroleos de Venezuela SA (Venezuela)
2.	Saudi Aramco (Saudi Arabia)
3.	National Iranian Oil (Iran)
4.	Iraq National Oil (Iraq)
5.	Kuwait Petroleum (Kuwait)
6.	Abu Dhabi National Oil (UAE)
7.	National Oil Libya (Libya)
8.	Nigerian National Petroleum (Nigeria)
9.	Qatar Petroleum (Qatar)
10.	OAO Rosneft (Russia)

** Distribution of the largest oil companies worldwide based on oil reserves in 2014*


GOING GREEN

Environmental concerns have hurt the image of oil as a fuel. The oil industry has made many improvements that have reduced its environmental impact, and is making major investments in alternative energy. BP, for example, now has a large share of the solar power market. It has been part of the world's biggest ever solar energy program, which provides solar power for isolated villages in the Philippines.

ENERGY POVERTY
 People who do not have access to reliable and affordable energy sources are said to be "energy poor". Energy poverty impacts one billion people worldwide. This can mean availability of energy is low, they are forced to use dirty, polluting fuels, or have to spend a huge amount of time collecting fuel to cook and meet their basic needs. Across parts of the developing world a lack of reliable electricity affects health, education, and the economy. In some of the poorest African countries up to 80 per cent of primary schools have no electricity. The International Energy Agency predicts that more than 600 million people in Africa will need to be served by off-grid renewable solutions by 2030 to meet the UN goal of universal energy access.



NATIONAL OIL COMPANIES
 A national oil company (NOC) is a government-owned company that operates the country's oil and gas resources. The largest NOCs operate in Saudi Arabia, Iran, Kuwait, UAE, and Venezuela, but also in smaller producers such as Norway, Malaysia, India, and Mexico. Today, NOCs control three-quarters of the world's oil reserves. The NOCs provide financial strength for producer-nations, and a political tool: for example, by reducing the role of international oil companies – as happened in Venezuela.



Chelsea Football Club

RUSSIAN RICHES
 When the Soviet Union broke up in the 1990s, many state oil and gas companies were sold off. Roman Abramovich (below), an astute Russian investor, used his wealth to buy London's Chelsea soccer team.



BP solar cells in the Philippines

Roman Abramovich

The impact of oil

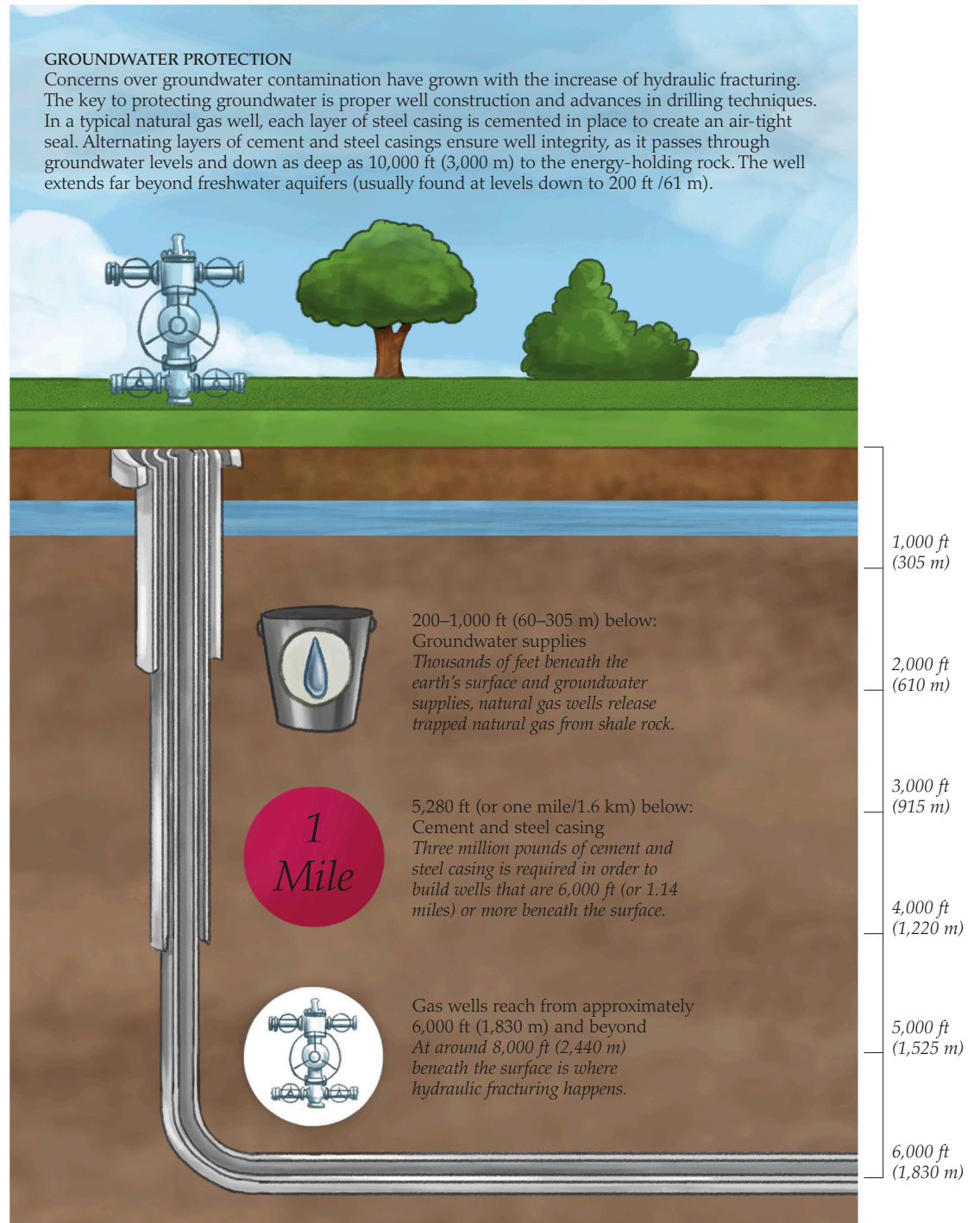
FINDING, PRODUCING, AND MOVING crude oil can harm the environment. Exploring and drilling may disturb land and marine ecosystems. Seismic techniques under the ocean floor may affect marine life, and drilling on land often requires clearing vegetation. New technology, and new regulations, are improving the industry's effect on the environment by helping to locate oil reserves with less drilling.

OIL SPILLS

Most oil spills are the result of accidents at oil wells or during transportation to refineries. Oil spills contaminate soil and water, harm wildlife, and may cause explosions and fires. The oil spill from the tanker *Exxon Valdez* is one of the most well-known environmental disasters. After the tanker hit a reef, about 11 million gallons (42 million liters) of oil spread along 1,180 miles (1,900 km) of Alaska's coastline. The largest offshore spill in history was the Deepwater Horizon accident. The result of a blowout while drilling in the Gulf of Mexico, the explosion killed 11 crew and ignited a fireball. The rig sank, leaving the well gushing at the seabed.

SAFETY REGULATIONS

After the *Exxon Valdez*, the US Congress passed the Oil Pollution Act (1990), which requires all new oil tankers built for use between US ports to have a full double hull. In 1992, the International Maritime Organization also established double-hull standards for new oil tankers. As a result, oil spillage from ships decreased. The Deepwater Horizon rig explosion and oil spill prompted government and industry to review drilling technologies, procedures, and safety regulations.






CLEANING UP

The size of a spill is not everything; a small spill during the wrong season and in a sensitive environment may cause more harm than a larger spill at another time or location. Cleanup and recovery from an oil spill depends on the type of oil spilled, the temperature of the water, and the types of shorelines involved. Physical cleanups of oil spills are also expensive. Microorganisms might help future oil spill clean up because of their ability to colonize and degrade oil slicks on the sea surface.



GROUND SHAKING

Earthquakes may be caused when salty brines and other fluids are returned to underground formations through disposal wells. On average, about 10 barrels of brine are produced with each barrel of crude oil. A few injection wells have caused tremors that were felt at the surface. This usually resulted from too much water being pumped too quickly. Induced seismicity has also been attributed to other activities, including geothermal projects, mining, and dam construction.



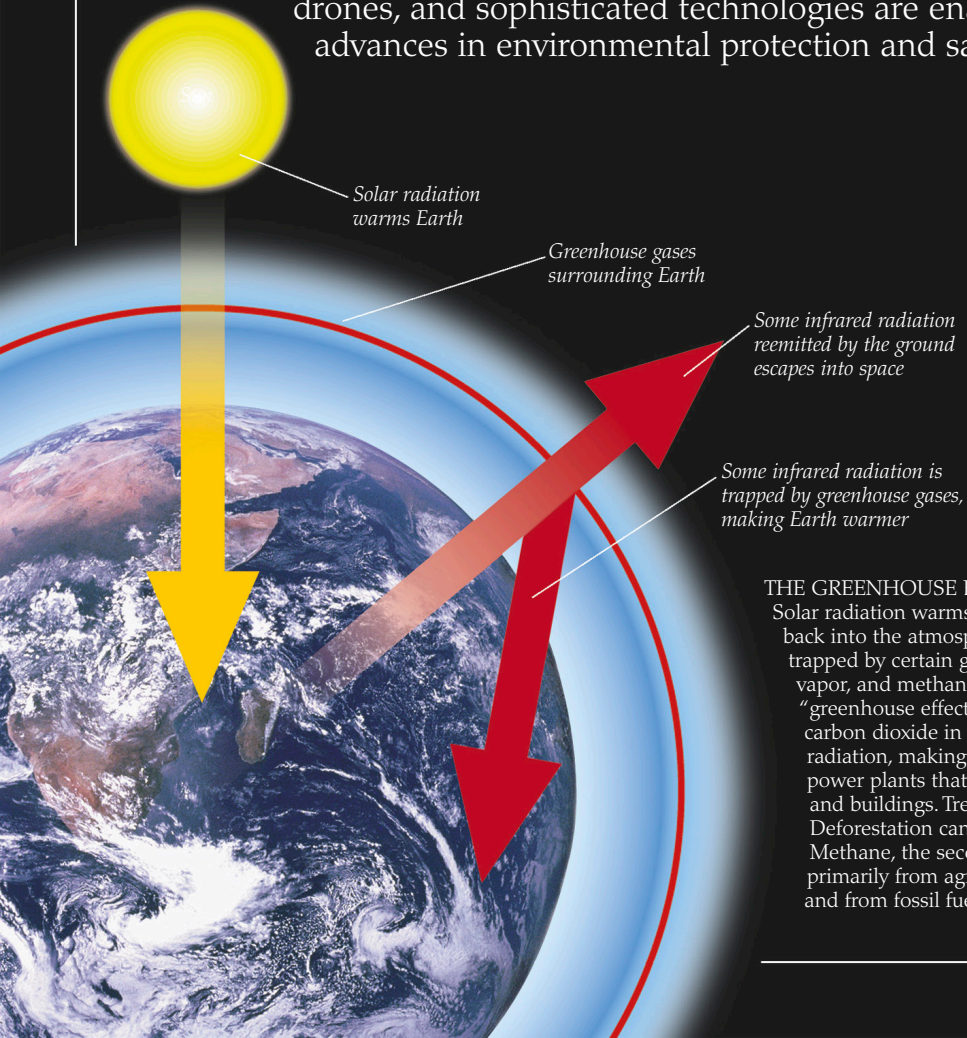
FARTHEST HORIZON

The Wolfcamp Shale play in the West Texas Permian basin boasts the longest horizontal well in the area and one of the longest in the US. Spreading through three counties, the well is about 3.4 miles (5.4 kilometers) long. According to the U.S.

Geological Survey, there are 46.3 billion barrels of oil and 20 billion barrels of natural gas liquids beneath the region.

Oil and the environment

WHILE THE WORLD IS LIKELY TO RELY ON OIL AND GAS for years to come, there is growing acceptance that the global climate is warming and that carbon dioxide (CO₂) emissions from human activity play a role. The need to reduce carbon emissions has resulted in changes in energy production as well as changes in the way people use energy. Petroleum industry practices have improved, with more rigorous controls and technological innovations enabling reduced environmental impact. The United States oil and natural gas industry has invested more than 350 billion dollars in the past 30 years to improve environmental performance. Operations are cleaner, more protective, and much safer than they were a decade ago. Automation, advanced sensors, drones, and sophisticated technologies are enabling continued advances in environmental protection and safety.



THE GREENHOUSE EFFECT

Solar radiation warms up the ground, which then reemits infrared radiation back into the atmosphere. Much of this escapes into space, but some is trapped by certain gases in the atmosphere, such as carbon dioxide, water vapor, and methane, which act like the glass in a greenhouse. This "greenhouse effect" keeps Earth warm enough to sustain life. Extra carbon dioxide in the atmosphere is perhaps trapping too much infrared radiation, making the world warmer. Carbon dioxide is emitted from power plants that burn fossil fuels, primarily coal, from auto emissions, and buildings. Trees remove carbon dioxide from the atmosphere. Deforestation can contribute to the build up of carbon dioxide. Methane, the second most important greenhouse gas, is emitted primarily from agriculture, such as rice paddies and cow flatulence, and from fossil fuel production.



WATERING PLANTS
Pistachios and many other food crops in California are grown with water brought to the surface with oil and gas production. Water from coalbed methane production in Wyoming is being tested for watering barley and other crops. New techniques for cleaning the contaminants in water produced during oil and gas operations significantly improve water quality for surface discharge, injection, or beneficial use.

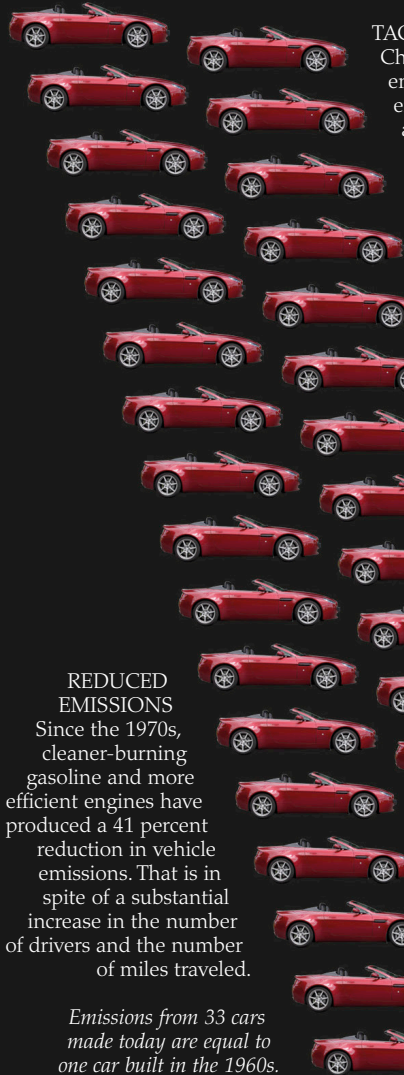


HURRICANE SAFETY

Hurricanes pose a major threat to oil and gas production both onshore and offshore. In 2005, Hurricane Katrina hit the Gulf of Mexico damaging at least 30 offshore platforms. Hurricane Harvey's torrential rain, winds, and floods in 2017 shut down more than a fifth of oil and a quarter of natural gas platforms. In total, more than 3.6 million barrels per day (bpd) of US refinery capacity was shut down. In recent years, the American Petroleum Institute (API) guidelines for the height for offshore oil platforms were raised from 70 ft (21 m) to over 91 ft (28 m).

SMALL FOOTPRINTS

In the past 30 years, production facility footprints have shrunk dramatically. The size of drilling pads has been reduced by up to 80 percent. If Prudhoe Bay oil field in Alaska were opened with today's technology, its footprint would be almost a third of its current size. New seismic and remote sensing technologies, including satellite and aerial surveying, now boost the likelihood that an oil or gas well will be successful and there will be fewer dry holes to disturb the environment. Advanced directional drilling allows access to an underground target the size of a closet more than 5 miles from the drilling rig, making it possible to drill multiple wells from a single location.



TACKLING CLIMATE CHANGE

China, the United States, and India are the largest emitters of CO₂, but projected growth of carbon dioxide emissions is highest from developing countries. To avoid continued warming, carbon emissions must be reduced. This requires global, broad-based action over future decades, including boosting energy efficiency, reducing demand, switching to cleaner and renewable energy sources, and advancing carbon capture and storage technology.

CAPTURING CARBON

The UN, as part of global sustainable development goals, has identified carbon capture and storage as the leading way forward to manage excess carbon emissions. The process removes carbon dioxide from industrial emissions and stores it underground. The oil and gas industry can use this CO₂ to enhance recovery from existing oil fields. It can also be permanently stored deep underground in depleted oil and gas reservoirs. Oil and gas companies are leaders in the development and deployment of this technology.

REDUCED EMISSIONS

Since the 1970s, cleaner-burning gasoline and more efficient engines have produced a 41 percent reduction in vehicle emissions. That is in spite of a substantial increase in the number of drivers and the number of miles traveled.

Emissions from 33 cars made today are equal to one car built in the 1960s.

ULTRA-LOW SULFUR DIESEL

Ultra-low sulfur diesel (ULSD) fuel is a cleaner-burning diesel fuel that enables the use of cleaner technology diesel engines and vehicles, resulting in significantly improved air quality. Annual emission reductions will be equivalent to removing the pollution from more than 90 percent of today's trucks and buses, when the current heavy-duty vehicle fleet has been completely replaced in 2030.




RIGS TO REEFS

When the oil in a well is gone, the well must be plugged below ground, making it hard to determine it was ever there. The platforms may be removed for recycling or appropriate disposal, or they may be relocated for beneficial use as artificial reefs. Within six months to a year after a rig is toppled, it becomes covered with barnacles, coral, sponges, clams, and other sea creatures. The artificial reefs expand valuable fish habitats in areas lacking natural reefs, such as the Gulf of Mexico and Thailand—more than 532 platforms in the Gulf of Mexico have been converted to artificial reefs designed to enhance fish habitat and create areas for recreational fishing.

INVISIBLE ROADS

In the Arctic, companies build ice roads and ice drilling pads to conduct their operations. These structures melt away in the spring, leaving no sign that they ever existed.



Demand and consumption

THE WORLD CURRENTLY USES about 100 million barrels of oil per day—4.2 trillion gallons (16 trillion liters) a day. And the world's energy needs continue to climb as economies and populations expand, especially in the developing countries. Over 80 percent of the world's population is expected to live in developing countries by 2030. The International Energy Agency projects that the increase in energy demand will require \$20 trillion in investment over the next 20 years—approximately \$2,600 for every person alive today. Over half that amount is for electricity generation and distribution. The challenge is to produce the clean, affordable and abundant energy resources needed to run our world.



TOP OIL PRODUCING NATIONS
Just three countries—the US, Saudi Arabia, and Russia—pump almost half of the world's oil. The three countries combined produce about 39 million barrels of oil per day.



= approximately 20 billion barrels



OIL RESERVES BY COUNTRY

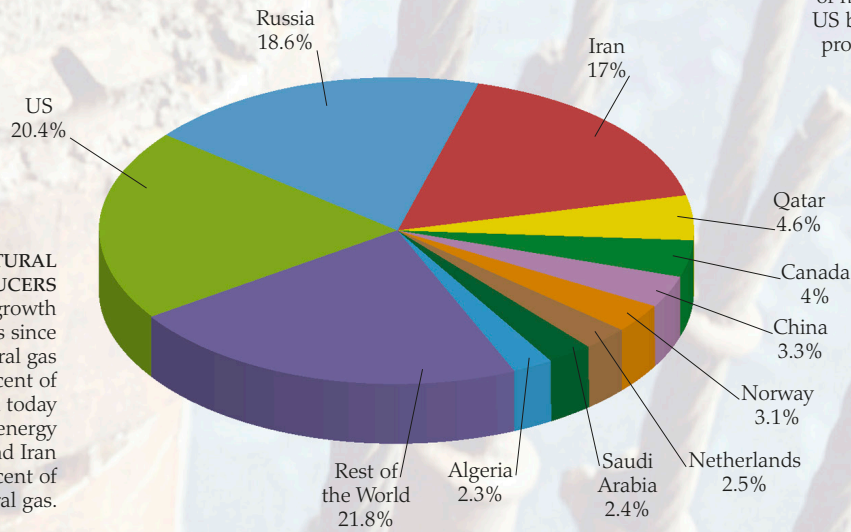
One of the world's biggest oil reserves are in Saudi Arabia, whose Ghawar field is the world's largest oil field. Measuring over 174 miles by 19 miles (280 km by 30 km), the massive Ghawar field produces over 6 percent of all the world's oil. Much of the rest of the world's oil is also underground in the Middle East. Canada has reserves that are almost as large as Saudi Arabia's, but most are in the form of oil sands, from which oil is difficult to extract.

NEW OIL RESERVES

With growing demand for energy worldwide, the challenge has become how to provide the adequate, affordable, and reliable supply of energy needed to grow the global economy while protecting the natural environment. BP's Statistical Review of World Energy (2018) estimates that the ultimate recoverable resources of oil are about 1,696.6 billion barrels, which would be enough to meet more than 50 years of global production at current rates. Also, there is about 6,831.7 trillion cubic feet of natural gas proven reserves, which would be enough to meet more than 52 years of global production at current rates.



US
19.69 million barrels per day




LARGEST NATURAL GAS PRODUCERS
 Natural gas has had the largest growth in use of all fossil energy sources since World War II. In 1950, natural gas accounted for about 10 percent of global energy production, and today it's nearly 23 percent of global energy production. The US, Russia, and Iran combined produce about 56 percent of the world's natural gas.

GAS GIANTS
 Russia is a major player on the world energy scene. Gazprom, owned partially by the Russian government, is one of the world's biggest gas-producing companies, producing about 20 percent of the world's supplies. The European Union relies on Gazprom for about a quarter of its gas. In the first decade of the 21st century, the US surpassed Russia as the world's top producer of natural gas, and in 2013 the US became the world's top producer of petroleum hydrocarbons, surpassing Saudi Arabia.



PETROLEUM MOVES THE WORLD

Petroleum products power virtually all motor vehicles, aircraft, marine vessels, and trains around the globe. In total, products derived from oil, such as motor gasoline, jet fuel, diesel fuel, and heating oil, supply about 30 percent of the energy consumed by households, businesses, and manufacturers worldwide. Natural gas and coal, by comparison, each supply about 25 percent of the world's energy needs.

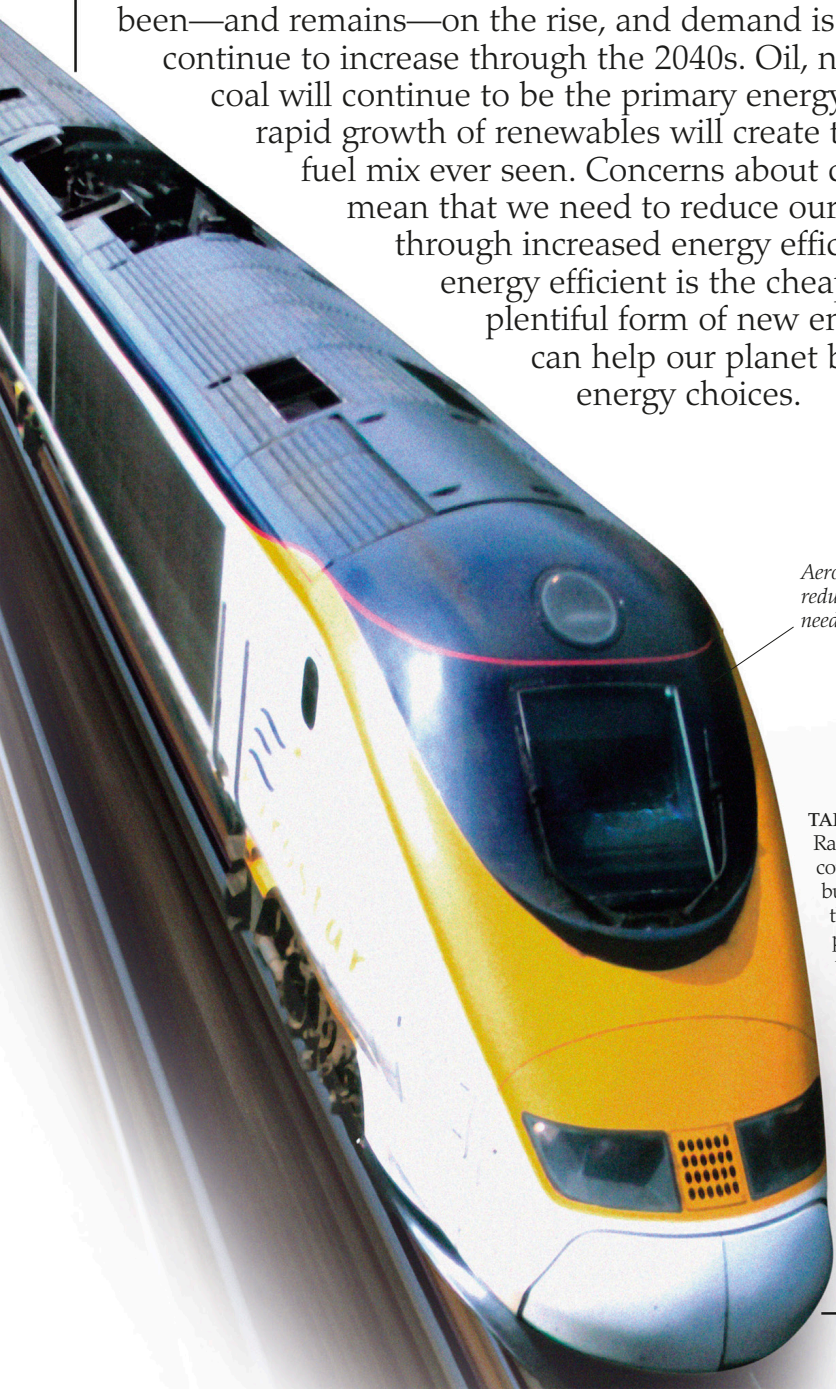


TOP CONSUMING NATIONS

The world consumes 99.79 million barrels of oil each day. The US consumes approximately 20 million barrels per day, a quarter of all the oil used in the world, about 8 million barrels a day more than its nearest rival, China. Most of the oil goes to fuel cars and trucks. China's energy consumption is accelerating, with many more vehicles in use. There are 235 million vehicles on China's roads which means one car for every six people (at the start of the century the ratio was more like 1:40). The International Energy Agency forecasts that 60 percent of energy use could be in developing countries in 2030.

Saving oil

FOR MORE THAN A CENTURY, the world's oil consumption has been—and remains—on the rise, and demand is estimated to continue to increase through the 2040s. Oil, natural gas, and coal will continue to be the primary energy sources, but the rapid growth of renewables will create the most diversified fuel mix ever seen. Concerns about climate change mean that we need to reduce our consumption through increased energy efficiency. Being more energy efficient is the cheapest and most plentiful form of new energy. Everybody can help our planet by making smart energy choices.



Aerodynamic shape reduces the energy needed to travel fast

TAKE THE TRAIN


Rather than travel in cars we could take trains, trams, and buses, which use two to three times less energy per person for every mile traveled than private cars. Just over 5 percent of people travel to work on public transportation in the United States. Research has shown that if just 10 percent of Americans used public transportation regularly, the country's greenhouse gas emissions could be cut by over 25 percent.

DO SOME LEG WORK

The most environmentally friendly way of traveling is to walk or cycle. Many towns and cities have dedicated bicycle lanes and paths to make cycling less hazardous and more enjoyable. Almost half of all the people in the United Kingdom admit to using a car or getting a lift for short trips that they could easily make on foot or by bicycle.



The human energy used to propel a bicycle is renewable and nonpolluting



Local produce is usually fresh, avoiding the need to use energy for refrigeration


Most vegetables could be grown locally

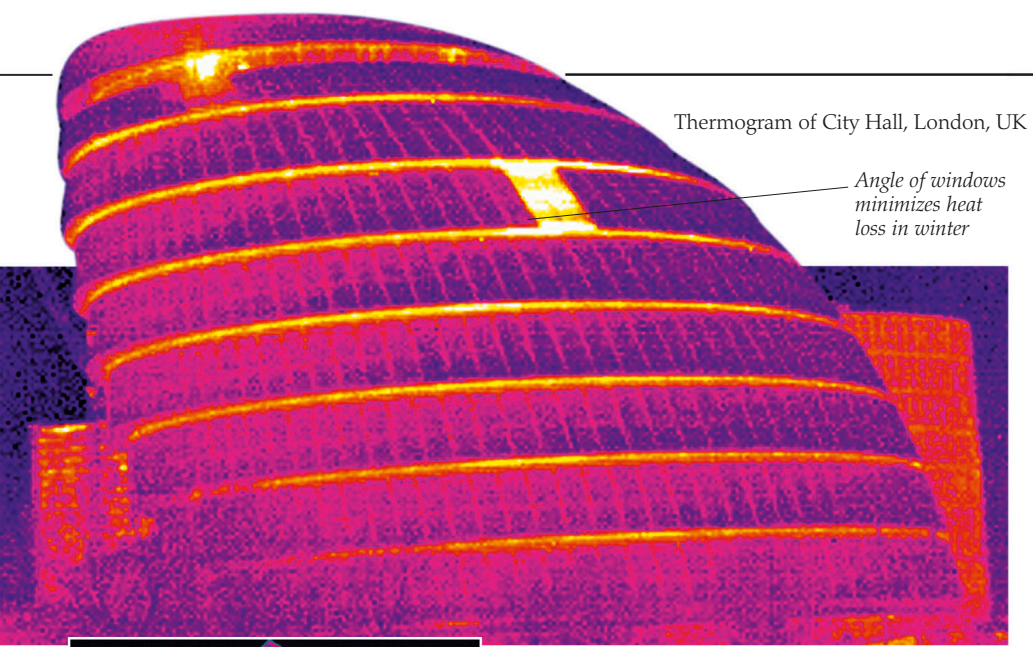
SHOP LOCALLY

The food in a typical grocery cart has traveled thousands of miles to get there. So rather than drive to the supermarket and buy food transported from far away, we can save oil by shopping locally, especially at farmers' markets, where food comes directly from nearby farms.

"VAMPIRE" ENERGY

"Vampire" energy is a type of energy used by things that consume electricity 24 hours a day, even if you're not using them and they are turned off. These devices include televisions, computers, printers, and microwaves. You can reduce your energy use by unplugging appliances directly from the wall when you're not using them. Be sure to turn off your computer if you're not using it.





Thermogram of City Hall, London, UK

Angle of windows minimizes heat loss in winter



Windows let huge amounts of heat escape

Only thick walls cut heat loss to a minimum

Energy-saving lightbulbs use less energy and last longer by staying cool

REDUCE HEAT LOSS

By recording how hot surfaces are, an infrared thermogram image can reveal heat loss from a building. The thermogram (left) shows that this old house loses most heat through the windows and roof (the white and yellow areas). This is why it is important to have storm windows and insulate roofs to block off the heat's escape routes. Many new buildings now incorporate energy-saving features. The construction, design, and unusual shape of London's City Hall (above) give it a cool exterior. It uses 75 percent less energy than a conventional building of the same size.



Although recycling has risen to 39 percent of municipal solid waste, 60 million plastic bottles are thrown away every day in the US


RECYCLE WASTE

It almost always takes less energy to make things from recycled materials than from raw materials. Using scrap aluminum to make new soft drink cans, for example, uses 95 percent less energy than making the cans from raw aluminum ore. Unusually, it takes more energy to recycle plastic. However, it still saves oil because plastics are mostly made from oil.

Succulent plants, such as sedum, are ideal for green roofs, since they tolerate water shortages and need little soil

GREEN ROOFS

In the future, more and more roofs could be "green" like this one, covered in living plants such as sedums and grasses—not just in the country, but in cities, too. Chicago, for example, now has up to 7 million square feet (650,000 sq m) of green roofs on approximately 500 rooftops. Green roofs not only look attractive, but they also provide tremendous insulation, keeping the heat out in summer and holding it in during winter. This means that less energy is used for central heating and air-conditioning.



CUT ENERGY USE

We can save energy in the home by using less. Turning down the heating thermostat by just one degree saves a huge amount of energy. So does turning off unused lights, and switching off TVs and computers rather than keeping them on standby. Installing energy-saving fluorescent lightbulbs (right) can save even more, since they consume up to 80 percent less electricity than normal bulbs.





FUEL FROM GARBAGE?

Every day, huge amounts of garbage are dumped in holes known as landfills. There bacteria break down materials such as food and paper, releasing a gas that is about 60 percent methane. Scientists are trying to find ways to collect this methane and use it as a fuel.

Oil substitutes

CONCERNS OVER THE WORLD'S increasing demands for energy and the effect of carbon dioxide emissions on the climate have encouraged people to look for different ways to power vehicles. Gasoline has a very high energy density and is easy to handle at room temperature and pressure, so it presents formidable competition to alternatives, especially as a transportation fuel. Nearly all the major automakers are at work developing cars that use alternatives to oil, but most are still at the experimental stage. Some of the alternatives have few environmental benefits, and all

have challenges to becoming economically feasible. It can take more than two decades for a newly commercialized technology to be broadly applied in the vehicle fleet on the road. Two examples are front-wheel drive and fuel injection technology. Improving fuel efficiency of cars is a solution to using less oil for transportation, and biofuel, which converts crops and natural vegetation to energy sources, is emerging as an option for transportation fuel.



WILDLIFE AT RISK

If extra land has to be plowed up to grow biofuel crops, wildlife may be put at risk. Intensive farming already makes it difficult for ground-nesting birds, including skylarks (above), to find suitable nesting sites, and insecticide use means that they struggle to find enough insects to feed their chicks.




FUELS FROM PLANTS

Biofuels made from plants are renewable fuels, because we can grow more plants to replace the ones we use. Biofuels can be made by converting the sugar and starch in crops such as corn and sugar cane into ethanol, or by converting soybean, rapeseed, flaxseed, and other plant oils into biodiesel. Methanol can be produced from wood and farm waste. If every acre of corn in the United States was used exclusively for ethanol production, less than 25 percent of the gasoline used could be replaced by ethanol. And biofuels are only a little cleaner than conventional fuels.



Corn contains carbohydrates that can be turned into ethanol



Beans grow inside pods



HYDROGEN FROM METHANOL

One of the problems with cars powered by hydrogen fuel cells is that few gas stations have so far been adapted to supply hydrogen. So until hydrogen gas stations are widespread, hydrogen-powered cars will have to make their own hydrogen by extracting it from other fuels. The Necar 5 car was designed to use methanol as its hydrogen source. This can be supplied by pumps at conventional gas stations.



Fuel cell/battery hybrid cars offer a future alternative to gasoline

BMW H2R



KITCHEN POWER

A car engine can be altered to run on vegetable oil. The oil is obtained by crushing plants (straight vegetable oil, or SVO), or it can be waste vegetable oil from cooking (WVO). But the catering industry does not produce sufficient WVO to have much of an effect on gasoline consumption. And, as with biofuels, making SVO would require huge amounts of extra land to be given over to growing crops for fuel.

WATER AND SUNLIGHT

One day cars may be powered by hydrogen, either using fuel cells or, as in BMW's experimental H2R, a traditional internal combustion engine adapted to burn hydrogen instead of gasoline. A hydrogen car would produce no harmful exhaust gases. Hydrogen for filling the cars could be produced by using solar power to split water into hydrogen and oxygen. So the cars would effectively run on water and sunlight—the most renewable of all resources.

HOME REFINERY

Simple home units like this can convert vegetable oil into a diesel fuel called biodiesel, which burns slightly more cleanly than conventional diesel fuel. In warmer countries, biodiesel will run in ordinary diesel-engined vehicles. In cooler climates, it needs to be mixed in with conventional diesel.

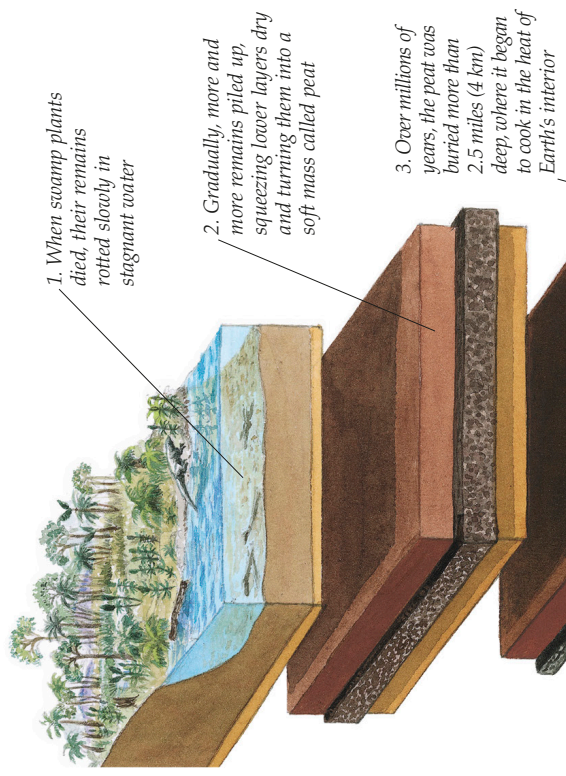
Inside the converter vegetable oil is thinned by mixing it with a substance called a lye



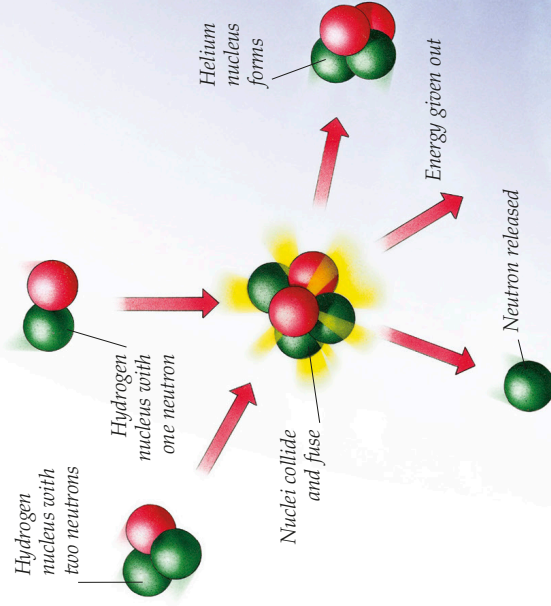
Biodiesel is drawn off from base of converter

Fuel for electricity

ABOUT 40% OF THE WORLD'S primary energy supply is used to generate electricity, and demand for electricity is accelerating globally. Power plants use a variety of fuels. Currently coal is the largest energy source used for generating electricity worldwide. Natural gas has grown in importance for electricity generation because it is cleaner burning than coal, and currently generates about 20 percent of the world's electricity. In the future, electricity will primarily come from gas and renewable energy. It is predicted that by 2040, renewable energy will be the largest source of power worldwide.




NUCLEAR
Nuclear energy is a non-renewable energy from the nucleus (core) of an atom. In nuclear fission, atoms split apart, releasing energy as heat. As the atom fragments hit other atoms, they also split, producing more heat. This heats water, which creates the steam that turns turbines to run generators that convert energy into electricity. Radioactive materials also diagnose and treat diseases, including cancer, remove dust from film, and measure the amount of air whipped into ice cream! A single 1/3 oz (6 g) pellet of nuclear fuel yields as much energy as a ton of coal. Nuclear energy does not produce carbon dioxide—the major greenhouse gas—sulfur dioxide, or nitrogen oxides. However, it creates dangerous radioactive waste, and heated wastewater from nuclear plants can harm aquatic life.



COAL

Coal is a non-renewable resource formed from layers of water and dirt that trapped dead plants at the bottom of swampy forests millions of years ago. The heat and pressure turned the plant remains into what we call coal. Coal is found on every continent, including Antarctica. Worldwide coal reserves are more than 1 trillion tons—enough to last approximately 180 years at current consumption levels. Coal may be burned directly for heat or cooking, but most is used in power plants to generate electricity. New technologies are significantly reducing the substantial greenhouse gases emitted by coal-burning power plants.



GEOTHERMAL
Geothermal energy is generated in the Earth's core about 4,000 miles below the surface. The continual slow decay of radioactive particles inside the Earth creates temperatures hotter than the sun's surface. The hot rocks heat the water underground, which produces steam. Drilling geothermal wells uses the same technology used for drilling oil and gas wells. Most geothermal reservoirs are found by drilling steam wells, with no visible clues above ground. However, they sometimes surface in volcanoes, hot springs, and geysers. Most of the geothermal activity in the world occurs in an area that rims the Pacific Ocean called the Ring of Fire. Geothermal energy can heat homes and produce electricity by pumping the heated underground water or steam to the surface, with low emissions levels. Geothermal energy produces about one-sixth of the carbon dioxide that a natural gas power plant emits. It is a renewable energy source because rainfall replenishes the water and the heat is continuously produced inside the Earth.

WIND
Wind is a renewable resource and a form of solar energy. As hot air from the sun's radiation rises, the atmospheric pressure at the Earth's surface declines, and cooler air replaces it resulting in wind. Wind turbines convert the wind's kinetic energy into mechanical power or electricity. They are not suitable for all locations because of the large space required, noise, and danger to birds. However, wind farms (clusters of wind turbines) are making their mark in many countries including Germany, the UK, and even the oil-rich US. We cannot predict when or how much the wind will blow, but it is a clean and inexhaustible source. And once wind turbines are built, using wind is inexpensive.

SOLAR

Solar energy is a renewable energy (light or heat) that comes from the sun. It can be converted directly or indirectly into other forms of energy, such as heat and electricity, without polluting the environment. Large areas are required to collect solar energy, and the initial investment is high. Solar panels made of steel, glass, or plastic are used to capture heat from the sun, which then heats pipes carrying water or air. Photovoltaic (PV) cells convert heat from the sun directly into electricity. These can be used in a variety of ways, from providing power in hand-held devices, such as calculators and solar lamps, to generating electricity for an entire city.



WATER (HYDRO AND WAVE)

Waterpower has been used for thousands of years to grind corn and run simple machines. Today this renewable resource provides one-fifth of the world's electricity. Flowing water turns turbines to run generators that convert energy into electricity. Water is clean, reliable, and powerful. It can be regulated to meet demand. However, it can be scarce during drought conditions and fossil fuels are often required for additional power. Dams or changes in water quality also can negatively impact aquatic habitats/terrestrial ecosystems. Waves caused by the wind blowing over the ocean's surface are also a tremendous source of energy. Waves can be bent into a narrow channel, increasing their power and size, which can be channeled into a catch basin or used directly to spin turbines. Waterpower systems are more expensive to operate than fossil fuel systems.


ENERGY, NOT OIL COMPANIES

Today's oil and gas companies are also today's energy companies, and are major investors in developing alternative energy sources. Research projects include investigations into algae biofuels research, solar and wind energy development, and geothermal power. Many companies are investing in offshore wind turbines both to power their own operations and also to supply power.



World of job opportunities

THERE IS A WIDE VARIETY of career opportunities in the worldwide petroleum industry. Careers range from manual fieldwork to skilled operators and maintenance technicians to professional engineering, science, and managerial positions. Exciting, challenging work is offered in a variety of settings. Exploration field personnel and drilling workers frequently move from place to place. Well operation and natural gas processing workers usually stay in the same location for extended periods. Executives, administrators, and clerical workers generally work in office settings. Geologists, engineers, and managers may split their time between the office and jobsites, particularly during exploration work.



PROFESSIONALS

Geologist—Geologists study the composition, processes, and history of the Earth to find petroleum deposits. They can spend weeks to years charting, mapping, measuring, digging, and collecting samples of earth. Then, in labs, they conduct tests to analyze what the samples are made of and how they evolved. Geologists use powerful computers to create and revise two- and three-dimensional models of the Earth so they can make recommendations where to drill. A geologist applies knowledge of chemistry, physics, biology, and mathematics. Some entry-level geological jobs require only a bachelor's degree, but master's or doctoral degrees provide more opportunities for employment and advancement.

Petroleum Landman—A job typical in North America, petroleum landmen obtain permission from the landowner and acquire proper permits from various government agencies to drill a well. They are responsible for acquisition or disposition of oil, natural gas, or surface interests; negotiation, drafting, or management of agreements; and supervision of land administration activities. Most petroleum landman positions require a bachelor's degree in petroleum land management. A juris doctorate (law) degree is greatly preferred for this job.

Geophysicist—A geophysicist studies the Earth using gravity, magnetic, electrical, and seismic methods. Some spend their time outdoors studying the Earth's features, while others stay indoors performing modeling calculations on computers. Geophysicists have a strong background in earth science with an emphasis on math, geology, and physics. A graduate degree is required for most geophysics jobs.

Petroleum Engineers—Involved in all phases of oil exploration, drilling, and production, petroleum engineers search for oil and gas reservoirs and develop safe and efficient methods of bringing those resources to the Earth's surface. Many petroleum engineers travel or live in other countries, taking them to deserts, high seas, mountains, and frigid regions to find untapped energy sources. Some work in offices, however, analyzing reports and recommendations of field engineers and advising corporate decision-makers on whether to proceed. Petroleum engineers must hold an undergraduate degree in engineering or earth science, and the majority of engineers continue their education to post-graduate degrees.





DATA SCIENTISTS

The market for data scientists in petroleum is growing rapidly. As the industry uses more sensors throughout its operations, literally billions of pieces of data are being generated. The industry is beginning to explore the insights they can obtain from this huge volume of data to predict problems and correct them before they occur. Artificial intelligence has a growing number of applications in petroleum. Robotics are also beginning to make significant contributions to industry safety and operations.



SALARIES

The oil and gas industry offers some of the highest average salaries at every level compared with all other industries. Pay for the most physically demanding, entry-level oil jobs is very attractive. College-educated workers and technical school graduates in professional and technical occupations usually earn the most. Drillers' salaries vary by experience and training, and are generally a set day rate plus living allowance. Employees at offshore operations generally earn higher wages than workers at onshore oil fields because of more extreme working conditions.



ENVIRONMENTAL/ SAFETY SPECIALISTS

Environmental Science and Protection Technicians—These technicians perform laboratory and field tests to monitor the environment and investigate sources of pollution. They may collect samples of gases, soil, water, and other materials for testing, and then take corrective actions as assigned.

Health and Safety Engineers—Applying knowledge of industrial processes, mechanics, chemistry, psychology, and industrial health and safety laws to promote worksite or product safety is the responsibility of health and safety engineers.



JOB REQUIREMENTS

Successful workers in the petroleum industry are typically mechanically inclined, safety conscious, good at following directions, and work well in a team. Workers can enter the industry with a variety of educational backgrounds. The most common entry-level field jobs, such as roustabouts or roughnecks, usually require little or no previous training or experience, but do require applicants to pass a physical examination. Basic skills are usually learned through on-the-job training. Advancement opportunities for oil field workers are best for those with skill and experience. Offshore crews, even at the entry level, generally are more experienced than land crews because of the critical nature of the work. Professional jobs, such as geologist, geophysicist, or petroleum engineer, require at least a bachelor's degree, but many companies prefer a master's degree, and may require a Ph.D. Petroleum companies are actively seeking those with master's degrees.

REDUCING GAS FLARING

Crude oil and natural gas coexist under the earth, and drilling causes both resources to surface. Since capturing natural gas can be expensive and requires access to infrastructure for processing and transportation through pipelines, many crews flare (burn) the valuable gas. In Africa, it is estimated that flaring destroys 40 billion cubic meters of gas each year—enough to supply half of the electricity needed for the continent. The Global Gas Flaring Reduction Partnership to reduce flaring was formed by a coalition of oil companies and gas-producing countries, supported by the World Bank. The group has developed voluntary flaring and venting standards for its members that are helping countries to achieve their flaring reduction objectives more rapidly. The group also works to put natural and liquefied petroleum gas to use in local communities close to the flaring sites. There is more work to be done to reduce gas flaring, and the partnership has been extended to continue its efforts.



PROVIDING LOCAL DEVELOPMENT

When ConocoPhillips discovered oil reserves in the Gulf of Paria, an environmentally sensitive area off the coast of Venezuela, the local community voiced concerns regarding the impact production may have on the fishing industry, migratory birds, and the economy. ConocoPhillips assured them that it would protect the environment and give back to the community. The company has educated fishermen on preserving their catch, taught women profitable trade-skills, conducted health and wellness training, and increased access to drinking water. The company's local development program also includes hiring local workers, contributing to the continued growth of the economy, and working with conservation groups to preserve biological diversity.

Serving society

ENERGY IS REQUIRED FOR EVERY activity we do—it provides heat for health and comfort, electricity for lighting and appliances, and power for vehicles. Sustainable energy means producing energy economically and safely in an environmentally and socially responsible manner that helps protect the well-being of future generations. Oil and gas companies often operate in less-developed regions and environmentally sensitive areas, and their operations may have a huge economic impact on the host countries. They have been pioneers in social responsibility in the communities where they operate by working with employees, their families, the local community, and society at large to improve their quality of life, in ways that are both good for business and good for development. The examples of partnerships and projects provided here represent only a tiny portion of what the oil and gas industry is doing to build and maintain mutually beneficial relationships that serve society.



GETTING THE LEAD OUT


Air quality has greatly worsened in many developing countries due to urbanization and increased motor vehicle usage. Many cars continued to use leaded gasoline, although lead is a toxic compound and increases emissions that reduce air quality. More than 80 international organizations, including the Petroleum Industry of East Africa, came together to globally phase out leaded gasoline and adopt cleaner automotive technologies. Forming the Partnership for Clean Fuels and Vehicles, they began an educational campaign and implemented rules that have successfully phased out leaded gasoline in Sub-Saharan Africa. In early 2006, all production and importation of leaded gasoline ceased, and unleaded fuel became available to 100% of the population. PCFV continues to expand its efforts in other countries, such as Gambia and Thailand.



STOPPING MOTHER-TO-CHILD HIV/AIDS
 An estimated 1 million people suffer from HIV/AIDS in the Republic of Congo, more than half of whom are women. As an operator in Congo, Eni wanted to prevent the spread of disease and protect its employees and communities in affected areas. Focusing on the prevention of mother-to-child transmission, Eni finances and equips local hospitals with the resources to diagnose HIV/AIDS in pregnant mothers, provides counseling to families, and treats newborns suffering from the disease. As a result, mortality rates have dramatically decreased in Congo, and the program serves as a model for other countries.


SAVE THE TIGER

In less than 100 years, the number of wild tigers dropped to fewer than 5,000, from the nearly 100,000 that once roamed Asia from Siberia to Sumatra. Trafficking of all tiger species was banned in 1987, but loss of habitat, poaching, and illegal trade of tiger skins still pose significant threats to the animals' continued survival. ExxonMobil first used the tiger's image to symbolize its products in the early 1900s. In 1995, the company formed the Save the Tiger Fund to support conservation of the world's remaining wild tigers. Through conservation education and advocacy, anti-poaching programs, habitat restoration and protection, and human-wildlife conflict resolution, ExxonMobil works with the local communities to restore the tiger population.



WORK SKILLS FOR PAKISTANI WOMEN

In the unindustrialized regions of southern Pakistan, the livelihood of many families depends on agriculture—an unreliable income source given the instability of the weather and inadequate irrigation systems. To provide for their families, men seek day labor in nearby cities, and women make crafts to sell at market. Women, however, lack the necessary training to fully develop their trade. BHP Billiton's Sartiyoan Silai Karhai Markaz Vocational Training Center encourages economic independence by teaching women to embroider, sew, and tailor. Hundreds have attended the center, and many women have even opened clothing and cosmetics shops in local villages.



TRAINING OF SHARIA JUDGES IN NIGERIA

Efforts to reform the political system in Nigeria led many northern states to implement Islamic law, called Sharia, and appoint religious leaders as judges. Although well versed in Islamic teachings and the Quran, many judges never receive formal legal education and lack the knowledge to apply human rights resolutions. Statoil, an integrated oil and gas company based in Norway, provided financial support to Nigeria's Legal Defence and Assistance Project (LEDAP), which allowed the group to conduct human rights training seminars for 20 percent of the judges in the country.

Timeline

FOR THOUSANDS OF YEARS, especially in the Middle East, oil was used for a variety of purposes, from burning in lamps to waterproofing roofs and making ships leakproof. However, the global oil age only really began about 150 years ago. The turning points were the introduction of the first kerosene lamps in 1857 and, more importantly, the invention of the internal combustion engine in 1862, which led to the development of the automobile. Today, oil not only supports the world economy, but it is also a major influence in world politics.



Zoroastrian fire temple in Azerbaijan

Egyptian mummy case



c. 4500 BCE

People in what is now Iraq use bitumen from natural oil seeps to waterproof their houses.

c. 4000 BCE

People in the Middle East use bitumen to seal boats against leaks. This is called caulking, and it continues until the 1900s.

c. 600 BCE

King Nebuchadnezzar uses bricks containing bitumen to build the Hanging Gardens of Babylon, and bitumen-lined pipes to supply the gardens with water.

500s BCE

Persian archers put bitumen on their arrows to turn them into flaming missiles.

450 BCE

The Ancient Greek historian Herodotus describes bitumen pits near Babylon, which are highly valued by the Babylonians.

c. 300 BCE

Followers of the Zoroastrian religion build fire temples in places such as Azerbaijan. Natural gas from underground is used to fuel a constantly burning flame within the temple.

c. 200 BCE

The Ancient Egyptians sometimes use bitumen when mummifying their dead.

c. 1 BCE

The Chinese extract oil and gas when drilling for salt. They burn the gas to dry out the salt.

CE 67

Jews defending the city of Jotapata use boiling oil against Roman attackers.

100

The Roman historian Plutarch describes oil bubbling up from the ground near Kirkuk (in present day Iraq). This is one of the first historical records of liquid oil.

500s

Byzantine ships use "Greek fire" bombs made with bitumen, sulfur, and quicklime.

1264

The Venetian merchant and adventurer Marco Polo records seeing oil from seeps near Baku (in present day Azerbaijan) being collected in large quantities for use in medicine and lighting.

1500s

In Krosno, Poland, oil from seeps in the Carpathian Mountains is burned in street lamps.

1780s

Swiss physicist Aimé Argand's whale-oil lamp supersedes all other types of lamps.

c. 1800

Tarmacadam (a mixture of graded gravel and tar) is first used to provide a good road surface.

1807

Coal gas provides the fuel for the world's first real street lights in London, England.

1816

Start of the United States coal gas industry in Baltimore.

1821

Natural gas is first supplied commercially in Fredonia, New York, with gas being piped through hollow logs to houses.

1846

Canadian Abraham Gesner makes kerosene from coal.

1847

The world's first oil well is drilled at Baku, Azerbaijan.

1849

Abraham Gesner discovers how to make kerosene from crude oil.

1851

In Canada, Charles Nelson Tripp and others form North America's first oil company, the International Mining and Manufacturing Company, to extract asphalt from tar beds in Ontario.

1851

Scottish chemist James Young opens the world's first oil refinery at Bathgate, near Edinburgh, Scotland, to produce oil from the rock torbanite, a type of oil shale.



Kerosene lamp

1853

Polish chemist Ignacy Lukasiewicz discovers how to make kerosene from crude oil on an industrial scale. This paves the way for the kerosene lamp, which will revolutionize home lighting later in the decade.

1856

Ignacy Lukasiewicz sets up the world's first crude oil refinery at Ulazowice in Poland.

1857

American Michael Dietz patents a clean-burning lamp designed to burn kerosene, rather than the more expensive whale oil. Within a few years, kerosene lamps will force whale-oil lamps off the market.

1858

North America's first oil well opens at Oil Springs, Ontario, in Canada.

1859

The US's first oil well is drilled by Edwin L. Drake at Titusville, Pennsylvania.

1860

The Canadian Oil Company becomes the world's first integrated oil company, controlling production, refining, and marketing.

1861

Oil carried aboard the sailing ship *Elizabeth Watts* from Pennsylvania to London is the first recorded shipping of oil.

1862

Frenchman Alphonse Beau de Rochas patents the four-stroke internal combustion engine. Fueled by gas, it will power most cars in the 20th century.

1865

Russian engineer Ivanitsky invents deep pump to extract oil from wells and tests in the oilfields of Azerbaijan.

1870

J. D. Rockefeller forms Standard Oil (Ohio), later known as Esso, and today as ExxonMobil.

1878

The first oil well in Venezuela is set up at Lake Maracaibo.

1879

American Thomas Edison invents the electric lightbulb.

1885

In Germany, engineer and industrialist Gottlieb Daimler invents the first modern-style gas engine, using an upright cylinder and a carburetor to feed in the gasoline.

1885

German engineer Karl Benz creates the world's first practical gas-engined car for general sale.

1885

Oil is discovered in Sumatra by the Royal Dutch oil company.

1901


The US's first deep oil well and gusher at Spindletop, Texas, trigger the Texas oil boom.

1907

The British oil company Shell and Royal Dutch merge to form Royal Dutch Shell.

1908

The first mass-produced car, the Ford Model T, is launched. As mass production makes cars affordable to ordinary people, car ownership rises rapidly and demand for gasoline soars.



Ford Model T

1908

Oil is found in Persia (modern Iran), leading to the formation of the Anglo-Persian Oil company—the forerunner of the modern oil giant BP—in 1909.

1910

The first oil discovery in Mexico is made at Tampico on the Gulf Coast.

1914–18

During World War I, British control of the Persian oil supply for ships and planes is a crucial factor in the defeat of Germany.

1927

Schlumberger records the first electrical resistivity well log in Merkwiller-Pechelbronn, France.

1932

Oil is discovered in Bahrain.

1935

Nylon is invented, one of the first synthetic fabrics made from oil products.

1935

Cat cracking is first used in oil refining. This uses intense heat and a substance called a catalyst to split up heavy hydrocarbons.

1938

Major oil reserves are discovered in Kuwait and Saudi Arabia.

1939–45

World War II: the control of oil supplies, especially from Baku and the Middle East, plays a key role in the Allied victory.

1947

First commercial offshore oil well is drilled by a "mobile" rig out of sight of land, located in 14 feet of water in the Gulf of Mexico off southeast Louisiana.

1948

The world's largest liquid oil field is discovered in Ghawar, Saudi Arabia, holding about 80 billion barrels.

1949

First two commercial fracturing treatments were conducted by Halliburton in Stephens County, Oklahoma, and Archer County, Texas.


1951

The Anglo Persian (now Iranian) Oil Company is nationalized by the Iranian government, leading to a coup backed by the US and Britain to restore the power of the Shah (king).


1960

OPEC (Organization of Petroleum Exporting Countries) is founded by Saudi Arabia, Venezuela, Kuwait, Iraq, and Iran.

Timeline continues on page 70



J. D.
Rockefeller



The Trans-Alaska pipeline



1967
Commercial production of oil begins at the Alberta tar sands in Canada, the world's largest oil resource.

1968
Oil is found at Prudhoe Bay, Alaska. This becomes the major source of oil in the US.

1969
In the US, a vast oil spill started by a blow-out at a rig off the coast of Santa Barbara, California, damages marine life.

1969
Oil and natural gas are discovered in the North Sea, leading to a 25-year energy bonus for countries such as the UK.

1971
OPEC countries in the Middle East begin to nationalize their oil assets to regain control over their reserves.

1973
OPEC quadruples oil prices. It halts supplies to Western countries supporting Israel in its war against Arab forces led by Egypt and Syria. This causes severe oil shortages in the West.

1975
Oil production begins at North Sea oil rigs.

1975
In response to the 1973 oil crisis, the Strategic Petroleum Reserve (SPR) is set up in the US to build up an emergency supply of oil in salt domes. By 2005, the US will have 658 million barrels of oil stored in this way.

1977
The Trans-Alaska oil pipeline is completed.

1979
Three-Mile Island nuclear power plant incident occurs in Harrisburg, Pennsylvania, with some radioactive material released.

1979-81
Oil prices rise from US \$13.00 to \$34.00 per barrel.

1989
The tanker *Exxon Valdez* runs aground in Prince William Sound, Alaska, causing an environmental catastrophe as oil spills onto the Alaskan coast.

1991
Kuwaiti oil fields are set alight in the Gulf War.



Cleaning up after the *Exxon Valdez* oil spill

1995
A UN resolution allows a partial resumption of Iraqi oil exports in the "oil for food" deal.

1996
Qatar opens the world's first major liquefied natural gas (LNG) exporting facility.

1998
Mitchell Energy achieves the first economical shale fracture using the slick-water fracturing technique in the Barnett Shale, kicking off the Shale Revolution.

2002
Construction on the BTC pipeline from Baku to the Mediterranean begins.

2003
The first US delivery of liquefied natural gas (LNG) since 1980 is made to the reactivated Cove Point LNG regasification plant in Maryland, which will be the largest LNG regasification facility in the United States.

2004
US oil imports hit a record 11.3 million barrels per day.

2004
North Sea production of oil and gas declines.

2005
Hurricane Katrina strikes the Gulf Coast, causing chaos in the US oil industry.

2006
Russia stops gas supplies to Ukraine until the Ukrainians agree to pay huge price rises.

2006
BP partially shuts down the Prudhoe Bay oil field due to corrosion of its Alaskan pipeline.

2007
The International Energy Agency projects that China will overtake the US as the world's biggest carbon dioxide emitter in 2007, and India will be the third-largest emitter by 2015.

2008
The price of oil reaches a record \$147 per barrel before falling dramatically due to a global economic crisis.

2010
The world's deepest offshore drilling and production platform, moored in 8,000 feet of water in the Gulf of Mexico, begins production.

2010
An explosion caused by a faulty blowout preventer on the Deepwater Horizon, a semisubmersible drilling rig, causes 11 deaths and results in the largest oil spill in US waters.

2015
Sakhalin-1 drills the longest, deepest horizontal well at Sakhalin Island, Russia.

2016
Oil prices fall to a low of \$26/bbl.


2016
US allows oil exports for the first time since World War II.

A flooded oil installation in the US hit by Hurricane Katrina in 2005



MUSEUM TRIPS

Many science and natural history museums have excellent exhibits covering topics raised in this book, including energy resources, fossil fuel formation, transport, and so on. If you are lucky, you may live near a specialist museum, such as the US's Drake Well Museum in Titusville, Pennsylvania, the UK's National Gas Museum in Leicester, and Malaysia's Petrosains Discovery Center in Kuala Lumpur.



Museum model of an offshore rig

Find out more

THIS BOOK HAS GIVEN a taste of the world's largest and most complex industry, but your voyage of discovery need not end here. You can find out more about the geology of oil by exploring the rocks in your area and learning to identify the sedimentary rocks in which oil forms. You can also find out about the history, science, and technology of oil by visiting museums. Energy websites can tell you more about making smart energy choices.

VISITS AND VIRTUAL TOURS

Your school may be able to arrange a visit to an oil refinery or terminal, or to a filling station. The education departments of major oil companies can usually advise where this is possible. But oil installations are often sited in remote locations, and the processes that take place there may make school visits impossible, so virtual tours may be a better option. See the links in the Useful Resources box on this page.

Panoramas and detailed views help to explain the refining process

Virtual tour of an oil refinery



Waste materials for recycling

Recycling can reduce our energy consumption



USEFUL RESOURCES

Go to www.energy4me.org for lesson plans associated with the content in this book.

p.8	History of Oil
p.16	Understanding Density
p.18–19	Fish, Fossils and Fuel Formation of Oil
p.20	It's a Gas
p.24	Seeping Stones
pp.24–25	Exploring Porosity Reservoirs and Production Seeping Stones
p.28	Exploring Soundwaves Name that Tune
p.29	Core Sampling
pp.30–31	Perforated Well Casing
pp.32–33	Hydraulic Fracturing with Gelatin Getting the Oil Out Give it a Lift
pp.38–39	Petroleum Value Chain
p.41	Oil Seeps
pp.46–47	Tower of Power
pp.48–49	Products from Petroleum
p.51	Peak Oil Game instructions
pp.54–55	Oil and the Environment
p.62	Energy Scavenger Hunt

- Information about all energy sources and E&P industry careers, and a list of oil and gas exhibits around the world: www.energy4me.org, presented by the Society of Petroleum Engineers
- Captain Offshore Platform Virtual Visit: resources.schoolscience.co.uk/SPE
- Students' page from American Geological Institute: www.earthsciweek.org/for-students
- Facts, games, and activities about energy, plus links: www.eia.gov/kids
- A US Department of Energy site about fossil fuels, including coal, oil, and natural gas: www.fossil.energy.gov/education

Index ABC

Abramovich, Roman, 51
aerogel, 38
Alaska, 30, 39, 53, 54, 70
alembics, 12
alkanes, 16
Anglo-Persian (Iranian) Oil
Company, 69
antidotes, 24–25
aramid fibers, 49
Argand, Aimé, 10–11, 68
aromatics, 16
asphalt, 16, 27, 44, 68
Babylon bitumen, 8–9, 27,
68
Bakelite, 4, 48
Baku, 12, 50, 68–69, 70
Baku-Tbilisi-Ceyhan (BTC)
pipeline, 38, 70
barrels, 6, 7, 26, 38, 40, 42,
44, 51, 52, 54, 56, 57, 69, 70
beauty products, 46
benzene, 16, 19
biofuels, 51, 60–61, 63
biogas, 20
Bissell, George, 12
bitumen, 8, 9, 16, 17, 19,
26–27, 68
Bordino, Virginio, 14
BP, 51, 56, 69, 70
butane, 3, 21, 42
candles, 47
carbohydrates, 17, 60

carbon dioxide, 20, 22,
54–55, 60, 62–63, 70
carbon-fiber reinforced
plastics, 49
careers, 64, 71
Carothers, Wallace, 15
cars, 6–7, 14, 44–45, 55, 57,
58, 60–61, 66, 69
Carthage, 9, 11
caulking, boats, 8, 68
Chéret, Jules, 10
China, 20, 55, 57, 70
cholesterol, 17
Christmas tree, 32, 37
coal, 2, 12, 14, 20–21, 22–23,
27, 44, 54, 57, 58, 62–63,
68, 71
coal gas, 21, 22, 68
coal tar, 27
coke, 43, 44
condensate, 16, 20
consumption of oil, 6, 14,
40, 56–57, 58
cracking, 42–43, 69
crude oil, 6, 12, 16–17, 20,
26–27, 30, 33, 38–39,
40–41, 42–43, 47, 52, 66,
68–69

DE

derricks, 12–13
detergents, 46
diesel, 2, 17, 42–43, 44–45,
55, 57, 61
divers, offshore oil rigs, 35
Drake, Edwin L., 12, 69

drilling, 12–13, 14, 19,
28–29, 30–31, 32–33,
34–35, 36–37, 52–53,
54–55, 63, 64, 66, 68, 70
drugs, 46–47
earthquakes, 39, 52
Egyptian mummies, 9, 68
electricity, 6, 21, 22, 32, 44,
51, 56, 58–59, 62–63, 66
energy, 6–7, 17, 18, 20–21,
22, 30–31, 33, 37, 39, 44,
46, 51, 53, 54–55, 56–57,
58–59, 60, 62–63, 64, 66,
70–71
engines, 14, 44–45, 51, 55
environmental concerns, 51
essential oils, 17
ethane, 21, 42
Exxon Valdez, 53, 70

FG

farming, 7, 60
faults, 24, 39
fires, oil wells, 53
flaring, 66
flexicokers, 43
forams, 19
Ford, Henry, 14
formation of oil, 18–19
fossil fuels, 51, 54, 63, 71
fractional distillation, 42
fuel cells, 61
gas, 6, 10, 13, 16, 19, 20–21
gas oil, 42
gasoline, 6–7, 14, 17, 38,
42–43, 44–45, 60–61, 66, 69

gasometers, 21
gas stations, 50, 61
Gesner, Abraham, 12, 68
Getty, Jean Paul, 50
gravity meters, 29
greenhouse effect, 54,
58, 62
gushers, oil wells, 14

HIJK

Harkness, Edward, 50
HDPE, 7, 47, 48
helium, 21, 62
horsehead, 12–13
houses, energy-saving, 59
human body, 17
Hunt, Haroldson, 50
hybrid cars, 44, 61
hydrocarbons, 17, 19, 37,
42–43, 45, 46–47, 48–49, 69
hydrogen cars, 61
isobutane, 21
jet fuel, 17, 38, 42, 44–45, 57
kerogen, 19, 24, 26–27
kerosene, 10, 12, 14,
17, 27, 42, 68–69
Kuwait, 51, 52, 57, 69, 70

LMN

LDPE, 48
lighting, 10–11, 21, 42, 66
LNG (liquid natural gas),
20–21, 70
Lukasiewicz, Ignacy, 12

magnetic surveys, 29
Mars, drilling, 31
mass-production, 14
materials made from oil,
46–49
McAdam, John Loudon, 27
methane, 16–17, 20–21,
22–23, 42, 54, 60
mummies, 9
museums, 71
nanotechnology, 31
naphthenes, 16
natural gas, 6, 8, 16, 19,
20–21, 22–23, 33, 37,
48–49, 51, 52–53, 54,
56–57, 58, 62–63, 64, 66,
68, 70–71
Nigeria, 51, 56, 67
nodding donkey, 12–13
nuclear, 21, 62, 70
nylon, 15, 46–47, 69

OP

octane, 16–17
oil crisis (1973), 70
oil fields, 12–13, 25, 38, 42,
52, 55, 65, 70
oil rigs, 2, 34–35, 70
oil sands, 26, 31, 56
oil seeps, 16, 27, 68
oil shales, 26–27
oil spills, 40–41, 53, 70
oil terminals, 41
oil wells, 12–13, 20, 38,
52–53
OPEC, 52, 69, 70

RS

Raleigh, Sir Walter, 27
recycling waste, 59, 71
refineries, 13, 16, 36, 38,

paraffin wax, 47
Parkes, Alexander, 48
Parkesine, 48
peat, 62
petrochemicals, 2, 46–47
petroleum, 10, 12–13, 16,
31, 33, 41, 46–47, 51, 52,
54, 57, 64–65, 66, 69, 70–71
photosynthesis, 18
photovoltaic cells, 63
phytoplankton, 18
pigs, pipelines, 38
pipe stills, 43
pipelines, 7, 20–21, 23, 30,
34, 36–37, 38–39, 66
pitch, 8, 11, 16
Pitch Lake, Trinidad, 27
plankton, 18
plastics, 6, 15, 42, 46,
48–49, 59
politics, 38, 52, 68
polyethylene, 48
polymers, 48–49
polypropylene, 46, 48
polystyrene, 7, 47, 48
power plants, 17, 22, 54
production, 29, 30–31, 33,
34–35, 36–37, 45, 51, 52,
54, 56–57, 60, 64, 66, 69–70
propane, 21, 42
PVC, 15, 47, 48

43, 53
reserves of oil, 56
roads, 6, 14, 27, 55
Rockefeller, John D., 50, 69
rocks, 18–19, 23, 24–25, 26,
28–29, 32, 34, 37, 63
roughnecks, 35, 65
roustabouts, 35, 65
Russia, 20, 51, 56–57, 69, 70
saving oil, 58–59
seismic surveys, 5, 28, 30,
37, 52, 54, 64
ships, 17, 21, 22, 27, 34, 37,
40, 44, 53, 68–69
Smith, William, 25
social responsibility,
66–67
solar power, 51, 61
sour gas, 20
steam cars, 14
steroid hormones, 17
street lamps, 21, 68
substitutes for oil, 60
supermarkets, 6, 58
supertankers, 40

WXYZ

war, 15, 57, 69, 70
waterpower, 63
Watson, Jonathan, 50
wealth, 50–51
websites for information,
71
whale oil, 10–11, 12, 68–69
wildcat wells, 29
wildcatters, 14
Williams, James, 12
“will-o’-the-wisp”, 20
Young, James, 27, 68

TUV

Taghiyev, Hadji, 50
tankers, 6–7, 34, 37,
40–41, 53
tar, 16, 27, 68
tar pits, 27
tar sands, 26, 70
tarmacadam, 27, 68
technology, 22, 29, 30–31,
36–37, 52, 54–55, 60, 63, 71

Acknowledgments

Dorling Kindersley would like to thank: Karen Whitehouse for editorial work; Dawn Bates for proofreading; Hilary Bird & Heather MacNeil for the index; Claire Bowers, David Ekholm-Jalburn, Clarie Ellerton, Sunita Gahir, Joanne Little, Susan St Louis, Steve Setford, & Bulent Yusuf for help with clip art; David Ball, Kathy Fahy, Neville Graham, Rose Horridge, Joanne Little, & Sue Nicholson for the wall chart; Margaret Parrish for Americanization on the original edition; Margaret Watson (SPE); Kelly D. Maish for redesign and composition work; Katherine Linder for image manipulation.

The publisher would like to thank the following for their kind permission to reproduce their photographs:

(Key: a- above; b- below/bottom; c- centre; f- far; l- left; r- right; t- top)

2 Dorling Kindersley: Judith Miller / Ancient Art (tc); Oxford University Museum of Natural History (cb). Wikipedia: (bl). 3 Dorling Kindersley: Natural History Museum, London (tl). 4 Dorling Kindersley: Judith Miller / Luna (cb); Science Museum, London (l). 5 Woodside Energy Ltd. (www.woodside.com.au): (tr). 6 Courtesy of Apple. Apple and the Apple logo are trademarks of Apple Computer Inc., registered in the US and other countries: (c). Getty Images: Bloomberg (bl); Stone + / Tim Macpherson (tr). Science Photo Library: Paul Rapson (tl). 6–7 Getty Images: Lester Lefkowitz / Photographer's Choice (bl). 7 Alamy Stock Photo: Worldspecc / NASA (tr). Getty Images: Photographer's Choice / Joe McBride (tc). 8 Alamy Stock Photo: Werner Forman / Heritage Image Partnership Ltd (b). 9 Alamy Stock Photo: Falkensteinfoto (cb). Bridgeman Images: British Library, London / © British Library Board. All Rights Reserved (cb/castle); Private Collection, Archives Charmet (tc). Dorling Kindersley: (tr, bl, br); Judith Miller / Cooper Owen (bl/arrow). 10–11 Dorling Kindersley: Science Museum, London (c). 10 Dorling Kindersley: Science

Museum, London (bc). Mary Evans Picture Library: (tl). 11 Alamy Stock Photo: North Wind Picture Archive (tr). Bridgeman Images: Lebrecht Music and Arts (br). Dorling Kindersley: Judith Miller / Ancient Art (bc); Science Museum, London (tl). 12 Getty Images: Bettmann / Corbis (tc, ca); Universal Images Group (cl). Oil Museum of Canada, Oil Springs, Ontario: (bl). 12–13 Alamy Stock Photo: Ping Han. 13 Getty Images: George Rinhart (br); Three Lions (tc); Texas Energy Museum / Newsmakers (tr). Library of Congress, Washington, D.C.: (bc). 14 Dorling Kindersley: National Motor Museum, Beaulieu (tl, cr). Getty Images: Hulton-Deutsch Collection / Corbis (bl); Hulton Archive (bl). 15 The Advertising Archives: (tr, br). Alamy Stock Photo: Robert Fried (l). Dorling Kindersley: Science Museum, London (cb). 16 Dorling Kindersley: Natural History Museum, London (bl). iStockphoto.com: francisblack (tl). 16–17 Science Photo Library: Laguna Design (cb). 17 Science Photo Library: Paul Rapson (br). 18 Getty Images: John Clegg / Science Photo Library (bl). NASA: Jeff Schmalz, MODIS Rapid Response Team, GSFC (tr). 19 Dorling Kindersley: Rough Guides (tl). Getty Images: Steve Gschmeisser (tr). NASA: Susan R. Trammell (UNC Charlotte) et al., ESA/IC, HST, ESA (bl). Dr Richard Tyson, School of Geoscience and Civil Engineering, Newcastle University: (cb). 20 Mary Evans Picture Library: (tl). Shutterstock: kaiser-v (tr). 20–21 Dreamstime.com: Oleksandr Kalinichenko / (cb). naturepl.com: Bryan & Cherry Alexander (bl). 21 Alamy Stock Photo: Angel Svo (tr). Getty Images: John Guillemin / Bloomberg (bc); Hulton-Deutsch Collection / Corbis (tl). 22 U.S. Department of Energy's National Energy Technology Laboratory: (br). 23 Canadian Society for Unconventional Resources: (r). Dorling Kindersley: Source: U.S. Energy Information Administration based on data from various published studies. Updated: June 2016 (tl). Woodside Energy Ltd. (www.

woodside.com.au): (bl). 24–25 Alamy Stock Photo: Vitaly Titov (b). 25 Alamy Stock Photo: The Picture Art Collection (c). Bridgeman Images: Natural History Museum, London (br). Dorling Kindersley: Natural History Museum, London (c/sandstone). Landsat 7 satellite image courtesy of NASA Landsat Project Science Office and USGS National Center for Earth Resources Observation Science: (tl). 26 Alamy Stock Photo: Peter Esick / Aurora Photos / Cavan (tl). Rex by Shutterstock: Norm Betts (bl). 26–27 Rex by Shutterstock: Norm Betts (bl). 27 Alamy Stock Photo: Rose-Marie Murray (c). Dreamstime.com: Rimpiltsilkin (tl). Getty Images: Corbis / Corbis (tl); Hulton Archive (tr). Science & Society Picture Library: (br). Science Photo Library: Michael Long (da). 28 Petrosbras: (br). Science Photo Library: Chris Sattlberger (tr). Woodside Energy Ltd. (www.woodside.com.au): (bl). 29 Getty Images: Bob Rowan / Progressive Image / Corbis (cra); Tim Wright / Corbis (tr). Micro-g: (tl). Woodside Energy Ltd. (www.woodside.com.au): (bl). 30–31 Getty Images: Greg Smith / Corbis (bc). 30 Getty Images: ex/5 / iStock Vectors (tl). Photographic Services, Shell International Ltd.: (bc). 31 NASA: (br). 33 Getty Images: Keith Wood / The Image Bank (bl). 34 Getty Images: National Geographic / Justin Guariglia (cb). Reuters: Greg Locke (tl). 35 Alamy Stock Photo: Amar and Isabelle Guillen - Guillen Photo LLC (tr). Dorling Kindersley: Natural History Museum, London (br). Getty Images: Robert Nickelsberg (bc). 36 © BP p.l.c.: (br). Saudi Aramco: (tl). Transocean: (tr). 37 SERPENT Project: (bl). Statoil: Norsk Hydro (tc). Transocean: (br). 38 Getty Images: Ross Land (br); Mustafa Ozer / AFP (bc); Ted Streshinsky / Corbis (tr). NASA: JPL (bl). ROSEN SWISS AG: (c). 39 Alamy Stock Photo: Carl Johnson / Design Pics Inc (bl). Getty Images: Lloyd Cluff / Corbis (tr); Jacques Langevin / Corbis Sygma (tc). 40 Auke Visser, Holland: (cb). 40–41 Alamy Stock Photo: Stock Connection

Blue (c). 41 Alamy Stock Photo: Roger Bamber (br). Getty Images: Stone / Keith Wood (tc). 42 Dorling Kindersley: Peter James Kindersley (cb). Getty Images: Roger Rensmeyer / Corbis / VCG (cr). Science Photo Library: Paul Rapson (cb). 43 Alamy Stock Photo: AGStockUSA, Inc. (tl). Dreamstime.com: Shariff Che' Lah (b). Getty Images: Keith Wood / The Image Bank (tr). 44 Alamy Stock Photo: Chronicle (tl). Getty Images: 3aloxd / E+ (tr); Matthias Kulka / Corbis (bl). 45 Alamy Stock Photo: kolenbach (cb); Mark Wagner Aviation-Images (b). Dreamstime.com: Johnny Habell (tl). 46–47 Nat Geo Image Collection: (c). 46 Science Photo Library: NASA / ESA / STSC / E/KARKOSCHKA, U. ARIZONA (cl). 47 Science Photo Library: Eye of Science (cr). 48 Dorling Kindersley: Judith Miller / Wallis & Willis (tl); Judith Miller / Luna (cr). Getty Images: LongHa2006 / E+ (br/pill bottle). Wikipedia: (tr). 49 Alamy Stock Photo: imagebroker / Stefan Obermeier (br); Kari Marttila (tl). Getty Images: Science & Society Picture Library (clb); Greg Wood / AFP (tr). Science & Society Picture Library: (tl). 50 Getty Images: Jose Fuste Raga / Gamma-Rapho (b). Mary Evans Picture Library: (tr). 51 © BP p.l.c.: (cb). Dreamstime.com: Olga Besnard (tl); Thanayak Chalermarwong (ra). Getty Images: Alex Livesey (br). Reuters: Akintunde Akinleye (bl). 52 Getty Images: Karen Kasmauski / Corbis (bl). 53 123RF.com: jukurae (tl). Getty Images: Albert Ceolan / De Agostini (bl). Pixabay: Anita Starzycka (br). 54 Alamy Stock Photo: Mike Hill (cb). iStockphoto.com: tfoxfoto (tr). 55 Dorling Kindersley: Garry Darby, American 50s Car Hire (b). Getty Images: Little Dinosaur (tr). 56–57 © BP p.l.c.: (background). Dorling Kindersley: Garry Darby, American 50s Car Hire (bc). 56 Getty Images: Matthias Kulka / Corbis (tr, l/voil drums). Vattenfall Group: (cr). 57 Getty Images: Matthias Kulka / Corbis (tl). 58 Alamy Stock Photo: Richard Cooke (tl); Andre Jenny (tr). Getty Images: CostinT / E+ (br). 59 Alamy Stock Photo: allOver

Photography (br). Getty Images: studiocasper / E+ (bl). Science Photo Library: Tony McConnell (tl); Alfred Basieka (cl). 60–61 BMW Group UK: (bc). 60 Alamy Stock Photo: David R. Frazier Photolibrary, Inc. (tl). Dreamstime.com: Colin & Oksana Phillipson (bl). 61 Biodys Engineering: (br). Daimler AG: (tl). 62–63 Getty Images: Stone / David Frazier (c). 63 Getty Images: Otto Rogge / Corbis (br); Paul A. Souders / Corbis (tl). 64 Photographic Services, Shell International Ltd.: (br). Woodside Energy Ltd. (www.woodside.com.au): (tr, bl). 65 © BP p.l.c.: (tc, c, cr). Statoil: (b, tr). Transocean: (tl). 66 Getty Images: De Agostini (br); Photodisc (cl). 67 Getty Images: Sophie Elbar / Sygma (tr); SM Rafiq Photography / Flickr (bc); Tom Stoddart Archive / Hulton Archive (tl). 68–69 © BP p.l.c.: (background). 68 Bridgeman Images: British Museum, London (bl). Dreamstime.com: Blossieldia (tl). 69 Getty Images: Bettmann / Corbis (bl). 70–71 © BP p.l.c.: (background). 70 © BP p.l.c.: (tl). Getty Images: Natalie Fobes / Corbis (bl); Jerry Grayson / Heliflms Australia PTY Ltd. (br). 71 Courtesy of Apple. Apple and the Apple logo are trademarks of Apple Computer Inc., registered in the US and other countries: (bc/Laptop). © BP p.l.c.: (bc/scene image). Dorling Kindersley: Peter Griffiths & David Donkin - Modelmakers (bl).

Cover images: Front: Alamy Stock Photo: Ping Han (c). Getty Images: Roger Rensmeyer / Corbis / VCG (l), Stone / Keith Wood (tr); ROSEN SWISS AG: (tl); Science Photo Library: Eye of Science (tr); Chris Sattlberger (tc); Back: Alamy Stock Photo: David R. Frazier Photolibrary, Inc. (tr). Dreamstime.com: Oleksandr Kalinichenko (c); Getty Images: Bloomberg (l); Rex by Shutterstock: Norm Betts (tr). Science Photo Library: Paul Rapson (tl); Statoil: Norsk Hydro (tr).

All other images © Dorling Kindersley
For further information see: www.dkimages.com